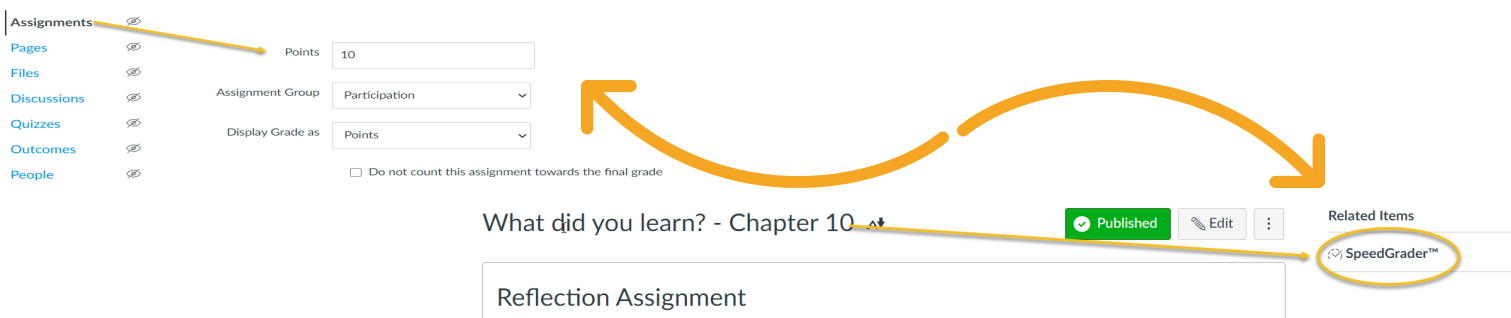


TECH TIP #6: USING SPEEDGRADER IN CANVAS

Speedgrader is available for all assignments in Canvas. Take a moment to learn how you can give constructive feedback to students using this versatile tool.

GRADED ASSIGNMENTS

- 1** Speedgrader is automatically activated for any graded assignment that you create in Canvas.



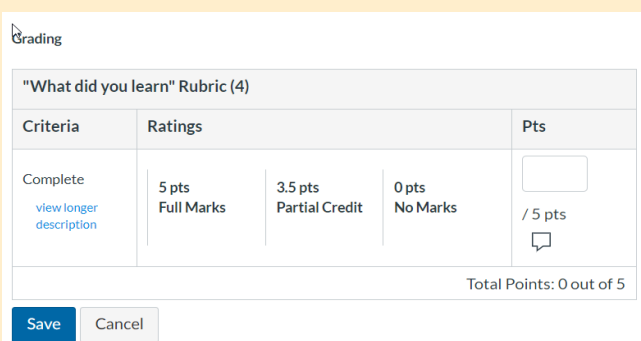
ACCESS SPEEDGRADER

- 2** You can access speedgrader from inside the assignment or from your dashboard.



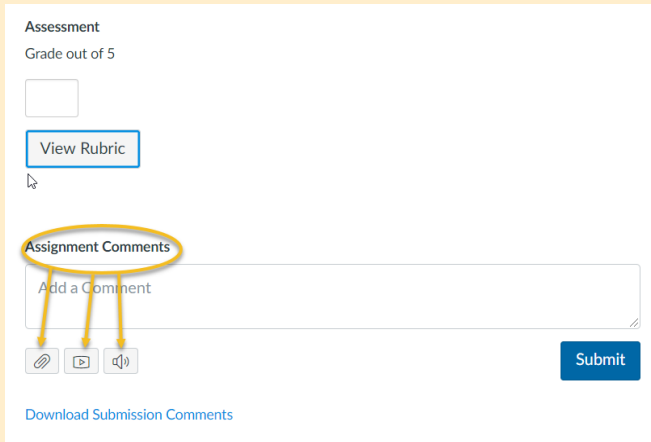
SPEEDGRADER RUBRIC

- 3a** If you have attached a rubric to the assignment, you can score the assignment with your rubric selections.



SPEEDGRADER COMMENTS

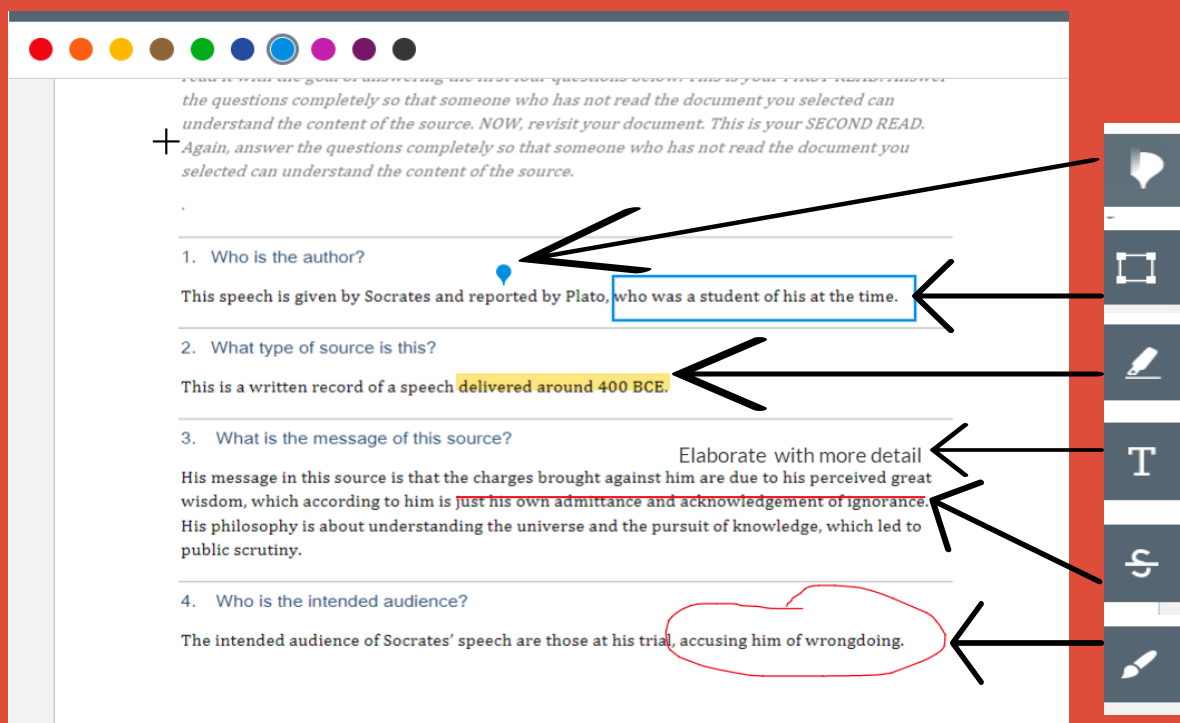
- 3b**



You can customize written comments, attach a file, or record video or audio feedback.

SPEEDGRADER ANNOTATE

- 3c** Select from a range of tools to annotate a student paper.



- 5** Students are able to view the rubric score and your comments through their gradebook. They can also return to the original assignment.

| Assignment | Due Date | Score | Max Points | Actions |
|---|-------------------|-------|------------|---------|
| 1.10 - How do you think it all STARTED? (Initial Post due Thursday) | Aug 30 by 11:59pm | 15 | 15 | 📧 📄 |
| 1.11 - Plagiarism Check: Benjamin | Aug 30 by 11:59pm | ✓ | 10 | 📧 📄 |
| 1.12 - Chapter 1 Multiple Choice Quiz | Aug 30 by 11:59pm | 11 | 15 | 📧 |
| 1.13 - What did you learn - Chapter 1 | Aug 30 by 11:59pm | 5 | 5 | 📧 📄 |

RESOURCES

To learn more about designing courses and multimedia tools:
onlinenetworkofeducators.org