

STEM Project Internal Evaluation

1. Math Success Center (MA 127) Survey Results

- Appendix A: Summary (P. 2)
- Survey Results Regarding Tutoring (P. 5)
- Survey Results Regarding Independent Study (P. 9)
- Qualitative Results for the Open-ended Question (P. 10)

2. STEM Center (MA 130) Survey Results

- Appendix B: Summary (P. 15)
- Survey Results Regarding SI Reviewing Sessions (P. 18)
- Survey Results Regarding Tutoring (P. 21)
- Survey Results Regarding Others (P. 23)
- Qualitative Results for the Open-ended Question (P. 25)

3. SI Interview Update As Of Dec. 3rd:

SI Leaders: 5

Students: 6

4. APR – STEM Majors, Performance Measure 1.c, (Appendix C) (P. 28)

5. Discussion about the definition of “Baseline Cohort” for STEM APR

6. Next meeting schedules:

Date:

Time:

Location:

Appendix A

Math Success Center Usage Satisfaction Survey Result Report – Fall 2009

Total Participating Students: 95

Total Emails sent out: 555

Response Rate: 17.1%

Data Collection Dates: from November 3rd to November 27th, 2009

Out of the 95 students who responded to the survey, 73.7% of them visited Math Success Center for Tutoring help and 26.3% of them visited the Center for Independent Study purpose.

Survey – Individual Tutoring:

1. Question 1:

Almost all of the students who responded in this question went to the Success Center for Math tutoring help (98.6%).

2. Question 2:

Out of the students who responded in this question, 67.2% of them expected either A or B for their classes, 14.3% of them expected C, and 18.6% of them expected Not Passing or Withdraw.

3. Question 3:

Out of the students who responded in this question, 28.6% of them visited the Center between 2 to 3 hours, 21.4% of them visited the Center between 1 to 2 hours, another 21.4% of them visited the Center between 3 to 4 hours, 17.1% of them visited the Center longer than 5 hours, and 10.0% of them visited the Center in less than 1 hour.

4. Question 4:

On average, 84.3% of the students who responded in this question went to the Success Center 1 to 3 times per week. At the same time, 10.0% of them visited 4 to 5 times per week and 5.8% of them visited 6 times or more per week.

5. Question 5:

The majority of the students (74.3%) felt the Success Center has helped them to improve their grades.

6. Question 6:

The majority of the students (88.6%) thought the tutors were knowledgeable in the subject they asked for help and only 1.4% of them disagreed that the tutors were knowledgeable.

7. Question 7:

Similarly, the majority of the students (82.8%) thought the tutors were helpful.

8. Question 8:

Out of the students who responded in this question, 12.9% of them thought the tutors were not friendly or not approachable. At the same time, 12.9% of them thought the tutors were not knowledgeable in the subject, 25.8% of them thought the tutors were not clear, and another 48.4% of them thought the tutors were not helpful for reasons such as language barriers, insufficient number of tutors, or explained things differently from instructors.

9. Question 9:

The majority of the students (82.8%) thought the front desk staff was friendly.

10. Question 10:

Out of the students who responded in this question, over half of them (68.6%) either agreed or strongly agreed that tutors were available, 18.6% of them were neutral about the availability of the tutors, and 12.8% of them either disagreed or strongly disagreed that tutors were available.

11. Question 11:

Out of the students who responded in this question, 38.6% of them did not use the textbooks, 35.8% of them agreed or strongly agreed that the textbooks were available when they requested them, and 7.1% of them disagreed or strongly disagreed that the textbooks were available when they requested them

Survey – Independent Study:

1. Question 1:

Out of the students who responded in this question, 32.0% of them visited the Center less than 1 hour, 24.0% of them visited between 1 to 2 hours, 24.0% of them visited between 2 to 3 hours, and 20.0% of them visited longer than 5 hours.

2. Question 2:

On average, 88.0% of the students who responded in this question went to the Success Center 1 to 3 times per week, 8.0% of them visited 4 to 5 times per week, and 4.0% of them visited 8 or more times per week.

3. Question 3:

The majority of the students (88.0%) felt the Success Center has helped them to improve their grades.

4. Question 4:

The majority of the students (84.0%) thought the front desk staff was friendly.

5. Question 5:

Out of the students who responded in this question, two-fifths of them (40.0%) did not use the textbooks, 52.0% of them either agreed or strongly agreed that the textbooks were available when they requested them, and 8.0% of them disagreed that the textbooks were available.

Survey – Tutoring (Total Response: 70 students) – Fall 2009

1. If you went to the Success Center for tutoring help, what was the main subject?

Answer	Response Percent	Response Count
Math	98.6%	69
Physics	0.0%	0
Chemistry	0.0%	0
Biology	0.0%	0
Other (statistics)	1.4%	1

2. What grade do you expect for this class this semester?

Answer	Response Percent	Response Count
A	38.6%	27
B	28.6%	20
C	14.3%	10
Not Passing	10.0%	7
Withdraw	8.6%	6

3. On average, how many hours per week did you visit the Success Center?

Answer	Response Percent	Response Count
Less than 1 hour	10.0%	7
Between 1 to 2 hours	21.4%	15
Between 2 to 3 hours	28.6%	20
Between 3 to 4 hours	21.4%	15
Longer than 5 hours	17.1%	12

4. On average, how many times per week did you visit the Success Center?

Answer	Response Percent	Response Count
1 to 3	84.3%	59
4 to 5	10.0%	7
6 to 7	2.9%	2
8 or more	2.9%	2

5. In general, do you feel the Success Center has helped to improve your grade?

Answer	Response Percent	Response Count
Yes	74.3%	52
No	25.7%	18

6. The tutors are knowledgeable in the subject you asked for help.

Answer	Response Percent	Response Count
Strongly Agree	45.7%	32
Agree	42.9%	30
Neutral	10.0%	7
Disagree	1.4%	1
Strongly Disagree	0.0%	0

7. The tutors are helpful.

Answer	Response Percent	Response Count
Strongly Agree	37.1%	26
Agree	45.7%	32
Neutral	14.3%	10
Disagree	1.4%	1
Strongly Disagree	1.4%	1

8. If the tutors were not helpful, what was the reason (31 Responses)?

Answer	Response Percent	Response Count
Not friendly or not approachable	12.9%	4
Not knowledgeable in the subject	12.9%	4
Not clear	25.8%	8
Other	48.4%	15

Other (please specify) (28 Responses)

- Availability of tutors that have adequate knowledge of higher math. Only May, Miguel have been helpful.
- because they were tied up with other students
- He needed the book to know what I was doing I can look at the book myself
- I sometimes(*) find it unclear because of their accent, I do appreciate the help though.
- lack of explanation to how the answer was derived
- Language barrier
- n/a
- N/A
- Not all the tutors were hard to understand it was just one person a female tutor
- not enough tutors and if they help you they only help on one question and move on instead of explaining the way the math problem works. what strategy should I have used.
- not enough tutors on hand had a long wait 20 min+
- Not knowledgeable, not clear, not friendly, and they spend way too much time socializing.

- One tutor talked entirely too much, and didnt feel confident with the subject matter
- seemed busy and unapproachable
- Seems as if the tutors only look around for a few seconds to see if someone is needing help, then they continue to help the person, even though they have been helping them for many minutes. Most of the time this is not the case but it certainly was the case the last time I was there. I was holding my hand up and a tutor did help me. Then when I needed more help, the other two tutors were still helping the persons they were tutoring for the last 10-15 minutes.
- Sometimes takes 20 minutes before I can talk to one when its busy
- sometimes there is a language barrier
- sometimes there is a language barrier or the tutors explain it differently than the instructor but they always attempt in a helpful manner
- sometimes they don't help you understanding but instead they just do the work for you.
- The general concensus seemed that the tutors were there to be chummy with the other tutors or too hit on freshmen..
- The way the tutors taught was not the same to what my teacher had asked. So although I had made an effort to receive tutoring, my grade had not really improved because their teaching styles/methods did no coincide with what my teacher was looking for.
- They are all wonderful and VERY knowledgeable; they cannot help me pass the exams.
- They are all wonderful; they cannot make me pass the exams.
- They didn't look around the last few times I was in there and stayed with the same person for about 20 minutes. I was raising my hand and finally, another student helped me, one who was not a tutor
- they dont use flashcards wif me to lean my times tablez!
- they were helpful
- too talkative, did not feel confident in the subject matter
- tutors a little cocky, wouldn't take no for an answer

9. The front desk staff is friendly.

Answer	Response Percent	Response Count
Strongly Agree	41.4%	29
Agree	41.4%	29
Neutral	14.3%	10
Disagree	2.9%	2
Strongly Disagree	0%	0

10. Tutors were available when you asked for help.

Answer	Response Percent	Response Count
Strongly Agree	24.3%	17
Agree	44.3%	31
Neutral	18.6%	13
Disagree	11.4%	8
Strongly Disagree	1.4%	1

11. The textbooks were available when you requested them.

Answer	Response Percent	Response Count
N/A	38.6%	27
Strongly Agree	22.9%	16
Agree	12.9%	9
Neutral	12.9%	9
Disagree	5.7%	4
Strongly Disagree	1.4%	1

Survey – Independent Study (Total Response: 25 students) – Fall 2009

1. On average, how many hours per week did you visit the Success Center?

Answer	Response Percent	Response Count
Less than 1 hour	32.0%	8
Between 1 to 2 hours	24.0%	6
Between 2 to 3 hours	24.0%	6
Between 3 to 4 hours	0.0%	0
Longer than 5 hours	20.0%	5

2. On average, how many times per week did you visit the Success Center?

Answer	Response Percent	Response Count
1 to 3	88.0%	22
4 to 5	8.0%	2
6 to 7	0%	0
8 or more	4.0%	1

3. In general, do you feel the Success Center has helped to improve your grade?

Answer	Response Percent	Response Count
Yes	88.0%	22
No	12.0%	3

4. The front desk staff is friendly.

Answer	Response Percent	Response Count
Strongly Agree	40.0%	10
Agree	44.0%	11
Neutral	8.0%	2
Disagree	8.0%	2
Strongly Disagree	0.0%	0

5. The textbooks were available when you requested them.

Answer	Response Percent	Response Count
N/A	40.0%	10
Strongly Agree	24.0%	6
Agree	28.0%	7
Neutral	0.0%	0
Disagree	8.0%	2
Strongly Disagree	0.0%	0

Question 13: Please tell us what we can do to serve you better:

Themes:

1. Tutor selection and training issues

a. Tutors need to be passionate toward their jobs and be more attentive to students

e.g.

“Find tutors who enjoy and know how to tutor, and not someone who just want a job”.

“The tutors should be recognizable and try to help more sometimes they are talking and not looking interested in helping anyone. Its hard to recognize who the tutors are when walking in”.

“Have the tutors to be more attentive and not texting so much or on the computer”.

“There was a girl who gave me attitude once. It was about the student ID policy. I know I should have it with me now because she was the first to tell me about how not having the card and receiving services was not permitted. She did however get snippy, I try not to come in to often because of it. Especially on her shift. The other staff is awesome though. :D”

“I believe that the tutors should not be allowed to chat, jus simply get to work, because an hour really is not that long when your struggling. Time is vital. They should make sure & look over the material they will be tutoring before signing up for that time slot”.

“Teach SOME, not all of the tutors that its their job too help the other students that are in there, not a burden”

“Have tutors focus more on students and less on talking leisurely”

“The tutors dont ask if they can help”

b. Teaching Methods

e.g.

“the tutors are friendly and helpful, but I'm still unfourtunately struggling in my math class because the styles/methods that the tutors used to help me did not coincide with what my Math teacher was doing. So although I had felt confident with what I had learned from the tutors, my grade did not improve”.

“You may give me a miracle so that I can pass the Algebra class finally. This is my fourth time taking this same class in a period of one decade and it will be my last time whether I pass it or not. How do you teach and old dog new tricks?”

"I think in order for math students to be successful, the tutors must explain what formula needs to be used for the type of math problem. ex $3(4+4s)$ explain what can be used to solve these types of problems instead of just answering one question".

"Some of the tutors need to slow down when explaining they need to understand that not all of us know the material as well as they do".

c. **Tutors should help students in a first-come-first-serve order**

e.g.

"Have the tutors help all of the people who are in need. Not just those who are good looking".

"Pay attention to the order in which hands go up. Also don't ignore one's hand after looking one in the face, never acknowledge the person, leave for the day and not tell the tutor starting a new shift, who has been waiting".

"Have tutors who will be alert and help others who have their hands raised. Instead, I have gone to the college success center for help".

d. **Tutors should guide students instead of doing the work**

e.g.

"Letting them know that they shouldn't do the work for the tuttee but instead helping him to figure things out by himself".

e. **Language barriers**

e.g.

"a few tutors speak the english language very poorly and that makes the tutoring process much more difficult".

f. **Limited knowledge and not being confident**

e.g.

"I had a good experience with one but i had a tutor who talked entirely too much, and he also was not very confident with the subject matter. I believe that if he did not feel comfortable with the section we would be going over then he should not have offered to tutor me. My study time is very limited and as it is an hour goes by rather quickly, so i was disappointed and actually discouraged from continuing to seek further help from the math success center. But i am very grateful for the help i did receive. Thank you".

2. More Tutors

e.g.

"More Tutors".

"more space and more tutors, the ratio of students needing help to tutors available is generally unfavorable. and sometimes it is hard to find open seating if you go during a busy time".

"more tutors need to be available if possible"

"Hire more tutors, the waiting time is quite long".

"Just have more tutors, they're always busy".

"you need more tutors! I dropped my class after 3 weeks so if you have more now I really wouldn't know. I don't blame the center for not completing my class, I needed more help than I was going to be able to receive this had more to do with my work schedule and availability".

"Most of the time I only see one tutor. Most times I need to wait for help. The front desk always has two people, who are usually talking among themselves or carrying a conversation with someone else. Perhaps one less person at the front desk and one more tutor? Now don't take me wrong, I am grateful that this service exists, with out it some of us would have to go to the instructor and sometimes it is intimidating. Thank You".

"During the peak times it would help to have more tutors".

"provide more tutors"

"I think it would be nice to have more tutors in the lab"

"Have more tutors during the day"

"provide more tutors during the peak hours of studies"

"Sometimes not enough tutors when it gets busy in the success center, when there are many students because sometimes you wait awhile for the tutor to come to you, but other than that, it is great".

"More tutors to help"

3. Tutoring Subject and Resources (Textbook) Requirements

e.g.

"More higher math tutors available throughout the day. Thanks".

"help to memorize multiplication tables, a cumputor with multiplication exercises, Plato program - maybe? I was never informed that text books were available for in lab/center useage"

"I would have more textbooks available. I needed to use a textbook and the Math Success Center only had one copy and it was being used. I eventually located a student who was selling the book for a reasonable price but needed to be able to use a book from the Math Center in the interim".

"WAY more textbooks are needed for students who cannot afford the overly priced ones"

"possibly hire one more tutor that knows calculus (Math 162), because some of them don't know what to do"

"never was informed that text books were available"

"i am in math 168(math for teachers) and when i need help on problems that deal with the class most of the tutors dont know what they are looking at and cant help me.. i think you should have toutors that specialize in that subject"

4. Center Time

e.g.

"would like to have the center open on fridays, or later at night".

"fridays and saturday hours".

"Open it at 8 A.M. instead of 9 A.M".

5. Positive Notes

e.g.

"I think you guys are doing a great job".

"it's all good".

"I go to the math center every day. I love going to the math center, everybody there is very helpful and if I do get an A it is because of them".

"Everything is fine for me. My favorite tutors are Miguel and Jose they explain the material best to me. They are very helpful".

"You guys did great"!

"The Math Success Center was a very useful resource for me. I am able to go there and get my homework done and if I need assistance, I can get the help I need from the tutors".

"I'm happy with the Math Success Center, keep up the good work"

"keep on with the good work"

6. **Others**

e.g.

"I think I do better alone. If someone is there I do not think as hard and if they need to look up what I am doing it defeats the purpose".

" Keep up the great work and if actual math Professors could spend time in the lab, that would be great!!"

"Nothing because I don't like the center".

"Fire Mrs. XXX*, then I could possibly learn". (*Name was taken out by IR staff)

"A bigger room"

Appendix B

STEM Center Usage Satisfaction Survey Result Report – Fall 2009

Total Participating Students: 77

Total Emails sent out: 555

Response Rate: 13.9%

Data Collection Dates: from November 3rd to November 27th, 2009

Out of the 77 students who responded to the survey, 80.5% of them visited the STEM Center for SI Review Sessions, 7.8% of them visited the Center for Tutoring help, and 11.7% of them visited the Center for other purpose.

Survey – SI Review Sessions:

1. Question 1:

Out of the students who responded in this question, most students went to the STEM Center for BIOL105, BIOL200, CHEM110, and ASTR115 classes.

2. Question 2:

Out of the students who responded in this question, 74.2% of them attended SI sessions 2 or more times per week on average and 25.8% of attended SI sessions 1 time per week on average.

3. Question 3:

The majority of the students (98.4%) felt they achieved a better understanding of the course material as a result of attending SI review sessions.

4. Question 4:

The majority of the students (85.5%) felt they performed better on the class exams as a result of attending SI review sessions.

5. Question 5:

The majority of the students (96.8%) felt the SI Leaders for their classes were helpful.

6. Question 6:

Everyone (100%) thought the SI Leaders were knowledgeable.

7. Question 7:

The majority of the students (88.7%) enjoyed attending SI review sessions in the STEM Center.

8. Question 8:
Out of the students who responded in this question, most of them (81.3%) used computers in the STEM Center.
9. Question 9:
The majority of the students (85.5%) thought the front desk staff was friendly.

Survey – Tutoring:

1. Question 1:
Out of the 2 students who responded in this question, one went in for Chemistry help and the other went in for Physics help.
2. Question 2:
On average, 66.6% of the students who responded in this question went to the Center either Between 1 to 2 hours or Between 2 to 3 hours.
3. Question 3:
Half of the students (50.0%) visited a tutor twice a week.
4. Question 4:
The majority of the students (83.3%) thought the tutors were knowledgeable.
5. Question 5:
Similarly, the majority of the students (83.3%) thought the tutors were helpful.
6. Question 6:
If the tutor was NOT helpful, it is because either they were not friendly (66.7%) or Not Clear (33.3%).
7. Question 7:
The majority of the students (83.3%) thought the tutors helped them improve their grades.
8. Question 8:
Half of the students (50.0%) used computer in the Center.
9. Question 9:
The majority of the students (66.7%) thought the front desk staff was friendly.

Survey – Others:

1. Question 1:
Out of the students who responded in this question, 55.5% of them visited the Center either Less than 1 hour or Between 1 to 2 hours.
2. Question 2:
Majority of the students (77.8%) visited the Center 1 to 5 times a week.
3. Question 3:
The majority of the students (66.6%) thought the Center helped them improve their grades.
4. Question 4:
The majority of the students (66.7%) used computer in the Center and 50.0% of them used textbooks.
5. Question 5:
The majority of the students (88.9%) thought the front desk staff was friendly.

Survey – SI Review Sessions (Total Response: 62 students) – Fall 2009

8. If you attended SI review sessions in the STEM Center in Fall09, what class was this for?

Answer	Response Percent	Response Count
ASTR115	14.5%	9
BIOL105	27.4%	17
BIOL200	25.8%	16
CHEM103	3.2%	2
CHEM 110	22.6%	14
CHEM 111	0.0%	0
CHEM 112	1.6%	1
MATH130	8.1%	5

9. On average, how many SI sessions did you attend PER WEEK in the STEM Center?

Answer	Response Percent	Response Count
One	25.8%	16
Two	41.9%	26
Three or more	32.3%	20

10. As a result of attending SI review sessions, I achieved a better understanding of the course material.

Answer	Response Percent	Response Count
Strongly agree	62.9%	39
Agree	35.5%	22
Neutral	1.6%	1
Disagree	0.0%	0
Strongly disagree	0.0%	0

11. As a result of attending SI review sessions, I performed better on the class exams.

Answer	Response Percent	Response Count
Strongly agree	48.4%	30
Agree	37.1%	23
Neutral	14.5%	9
Disagree	0.0%	0
Strongly disagree	0.0%	0

12. The SI leader for my class was helpful.

Answer	Response Percent	Response Count
Strongly agree	83.9%	52
Agree	12.9%	8
Neutral	3.2%	2
Disagree	0.0%	0
Strongly disagree	0.0%	0

13. The SI leader for my class was knowledgeable.

Answer	Response Percent	Response Count
Strongly Agree	79.0%	49
Agree	21.0%	13
Neutral	0.0%	0
Disagree	0.0%	0
Strongly Disagree	0.0%	0

14. I enjoyed attending SI review sessions in the STEM Center.

Answer	Response Percent	Response Count
Strongly Agree	58.1%	36
Agree	30.6%	19
Neutral	9.7%	6
Disagree	1.6%	1
Strongly Disagree	0.0%	0

9. What other services/resources did you take advantage of in the STEM Center? (48 responses)

Answer	Response Percent	Response Count
Computers	81.3%	39
Human anatomy models and bones	22.9%	11
Textbooks	16.7%	8
Science DVDs and/or science periodicals	6.3%	3

12. The front desk staff is friendly.

Answer	Response Percent	Response Count
Strongly Agree	53.2%	33
Agree	32.3%	20
Neutral	12.9%	8
Disagree	1.6%	1
Strongly Disagree	0.0%	0

Survey – Tutoring (Total Response: 6 students) – Fall 2009

1. If you were to the STEM Center for tutoring help in Fall09, what was the main subject? (2 respondents)

Answer	Response Percent	Response Count
Chemistry	50.0%	1
Physics	50.0%	1
Physiology	0.0%	0

2. On average, how many hours PER WEEK did you visit a tutor in the STEM Center?

Answer	Response Percent	Response Count
Less than 1 hour	16.7%	1
Between 1 to 2 hours	33.3%	2
Between 2 to 3 hours	33.3%	2
Between 3 to 4 hours	16.7%	1
Longer than 5 hours	0.0%	0

3. On average, how many times PER WEEK did you visit a tutor in the STEM Center?

Answer	Response Percent	Response Count
Once a week	33.3%	2
Twice a week	50.0%	3
Three times a week	16.7%	1
Four times a week	0.0%	0
Five times a week or more	0.0%	0

4. The tutor was knowledgeable.

Answer	Response Percent	Response Count
Strongly agree	50.0%	3
Agree	33.3%	2
Neutral	16.7%	1
Disagree	0.0%	0
Strongly disagree	0.0%	0

5. The tutor was helpful.

Answer	Response Percent	Response Count
Strongly agree	50.0%	3
Agree	33.3%	2
Neutral	16.7%	1
Disagree	0.0%	0
Strongly disagree	0.0%	0

6. If the tutor was NOT helpful, what was the reason? (3 respondents)

Answer	Response Percent	Response Count
Not friendly or not approachable	66.7%	2
Not knowledgeable in the subject	0.0%	0
Not clear	33.3%	1
Other	0.0%	0

7. In general, your visits with a tutor in the STEM Center helped improve your overall course grade.

Answer	Response Percent	Response Count
Strongly agree	33.3%	2
Agree	50.0%	3
Neutral	16.7%	1
Disagree	0.0%	0
Strongly disagree	0.0%	0

8. What other services/resources did you take advantage of in the STEM Center? (4 respondents)

Answer	Response Percent	Response Count
Computers	50.0%	2
Human anatomy models and bones	25.0%	1
Textbooks	25.0%	1
Science DVDs and/or science periodicals	0.0%	0

9. The front desk staff is friendly.

Answer	Response Percent	Response Count
Strongly agree	16.7%	1
Agree	50.0%	3
Neutral	33.3%	2
Disagree	0.0%	0
Strongly disagree	0.0%	0

Survey – Calculus Readiness Workshops, Calculus Enrichment Workshops, Focus on Calculus Peer Mentoring Program, and Independent Study (Total Response: 9 students) – Fall 2009

1. On average, how many hours PER WEEK did you spend in the STEM Center?

Answer	Response Percent	Response Count
Less than 1 hour	22.2%	2
Between 1 to 2 hours	33.3%	3
Between 2 to 3 hours	0.0%	0
Between 3 to 4 hours	22.2%	2
Longer than 5 hours	22.2%	2

2. On average, how many times PER WEEK did you the STEM Center?

Answer	Response Percent	Response Count
1 to 3	55.6%	5
4 to 5	22.2%	2
6 to 7	11.1%	1
8 or more	11.1%	1

3. In general, your visits to the STEM Center helped improve your grades.

Answer	Response Percent	Response Count
Strongly agree	22.2%	2
Agree	44.4%	4
Neutral	33.3%	3
Disagree	0.0%	0
Strongly disagree	0.0%	0

4. What other services/resources did you take advantage of in the STEM Center? (6 respondents)

Answer	Response Percent	Response Count
Computers	66.7%	4
Human anatomy models and bones	0.0%	0
Textbooks	50.0%	3
Science DVDs and/or science periodicals	0.0%	0

5. The front desk staff is friendly.

Answer	Response Percent	Response Count
Strongly agree	22.2%	2
Agree	66.7%	6
Neutral	11.1%	1
Disagree	0.0%	0
Strongly disagree	0.0%	0

Open Question: Please tell us what we can do to serve you better:

allowing the staff to help with copying and printing of lectures was very helpful

continue accomidating the students, the stem center is a special place and the staff works super hard to make it the type of enviroment to want to embrace science and math,thank you stem.

Well I think there should be bigger classrooms for sessions. Having a bigger classroom will allow us to participate actively without disturbing other si sessions.

have either a bigger room or more rooms because sometimes it gets too noisy for me to concentrate

Have a bigger room, or atleast bigger tables. The room sometimes get to crowded and it's hard to concentrate that way.

well it does get really crowded at times when there are several SI reviews going on, quite noisy and distracting. But its managable, im very grateful for the review sessions. I just wish they had one for Math 150! lol :)

nothing, the stem center is great!

More sessions!!! It would be great to have more options of sessions to attend especially since many of us have lab or other obligations (work) during a specific SI leader's session. More options of sessions and longer sessions (50 minutes is very short) especially around exam time.

bigger tables

I previously responded, but I wanted to add that my SI leader, Marika Neto, is great. She helps us understand the information based on everyday references we already understand. Without SI this class would be much more difficult. It is challenging, but with SI I know I can get through it and be very successful.

I would like to be able to check out the videos. It is difficult to hear the video because of all the SI sessions going on. Even with headphones, the background noise is distracting. I would get more out of the video if I could check it out. Also, my time at school is limited and most of my time is in class or SI, not leaving much time to view a video. I have viewed one video and found it very helpful, however, I would definitely get more out of it if I had the time to watch it more than once. I have also used the microscope in MA 130 and will use the models when I am in anatomy.

Nothing! It's a great program.

find another room to put us in sometimes it is way way to over crowded

Get a bigger stem center

There should be more chairs and tables. Sometimes when its the week of an exam, there seems to not be enough seats and tables because of overcrowding of students. The room is too small! This leads us to go to another building to do SI Sessions for Bio 105.

There was many students that attended SI for Bio 200. There were times when we did not have enough room and it was quite loud because of the other groups. Overall, it has been a great help.

more room!

continue the program

Offer SI for higher math courses such as trigonometry math 151, precalculus math 175, calculus math 191-192

-bigger tables/ or more room. -allow food. -hand signing-in @ table vs. pulling my student id card out every time. -long sessions before exams

add more si for other classes add more space dont let one class take over the room

The Stem Center is a great place! The only draw back is the room. I think that a bigger room would be better so that SI sessions would run a lot smoother.

increase the size of the stem center

need a BIGGER room! my SI leader is great, but at times its a little hard to understand everything she is reviewing because there is too many people with so little room. :) overall STEM is very helpful!

having a less crowded place

Keep it up! These tutorials are great, and Star is a very knowledgeable student leader.

have food and drinks

The only complaint is that it can get rather noisy at times and somewhat distracting, but that is to be expected. I absolutely love the SI sessions. I am very grateful for the opportunity to attend. Thank you so much!!

There should be a larger room provided and more tables/chairs so more students can work in a comfortable environment. Also, it can become quite loud at times and hard to concentrate.

It would be helpful if the sessions were in a bigger room. At times, there are others sessions going on and it's difficult to hear sometimes

The thing that would serve all of the students who use the the STEM Center is the expansion of the room. At times it can fill up really fast and the leaves some students to have to find other places to hold session. Besides that it is a wonderful program to have here at Citrus College

Bigger rooms, more tables, more white boards

More sessions at different times would be helpful.

Nothing, Eric and Brittany are so much fun, they make my SI sessions enjoyable





The front desk staff was never very friendly and was always distracted by friends.

none was wrong about it at all thanks a lot u guys later.

Sometimes I had to wait before getting help - not enough tutors

Possibly more friendly desk staff.

Themes:

-  More Space or More Sessions
-  Front Desk Staff
-  Positive Notes
-  Miscellaneous

Appendix C

APR – STEM Majors (1.c)

Performance Measure 1.c: To increase the number of Citrus Hispanic students who are formally enrolled in a fully articulated curriculum in STEM fields by 66 students (20% increase over Fall 2007 base line data)

The first table contains all majors from the application view. The second table is of STEM only.

Major	Fall 2007	Fall 2008	Fall 2009
Accounting	135	135	169
Administration of Justice	278	312	294
Architectual Drafting	69	70	68
Automotive Collision Repair	10	19	17
Automotive Technology	205	201	189
Biologica & Physical Sci & Mat	132	116	250
Business and Commerce, General	939	926	140
Business Management	32	26	645
Ceramics	2	9	6
Child Dev/Early Care & Educ	419	438	452
Commercial Dance	5	3	11
Commercial Music	132	133	174
Comp Graphics & Digital Imag.	133	114	44
Computer Infrastructure & Supp	33	33	69
Cosmetology & Barbering	601	588	537

Dental Assistant	67	97	104
Diesel Technology	51	37	29
Drafting Technology	30	49	21
Electronics & Electric Tech	72	70	92
Emergency Medical Services			180
Environmental Control Tech	65	58	8
Fine Arts, General	243	253	332
Forestry	26	31	45
Health Facility Unit Coord.	19	23	28
Language Arts	83	80	100
Library Science, General	36	30	27
Licensed Vocational Nursing	896	1173	468
Marketing and Distribution	34	33	38
Medical Assisting	105	139	122
Motorcycle, Outboard, Sm Engin	21	23	18
Office Management	8	17	9
Office Tech/Office Computer Ap	17	10	15
Other Health Occupations	60	64	153
Photography	79	84	67
Physical Education	84	89	90
Public Works	182	123	56
Registered Nursing			1113
Social & Behavioral Sciences	317	306	409
Transfer Studies	270	285	282
Undeclared	3565	3968	4409
Water & Wastewater Technology	188	175	160

Total	9596	10340	11440
-------	------	-------	-------

Major	Fall 2007	Fall 2008	Fall 2009
Biologica & Physical Sci & Mat	132	116	250
Computer Infrastructure & Supp	33	33	69
Electronics & Electric Tech	72	70	92
Environmental Control Tech	65	58	8
Forestry	26	31	45
Total	328	308	464