

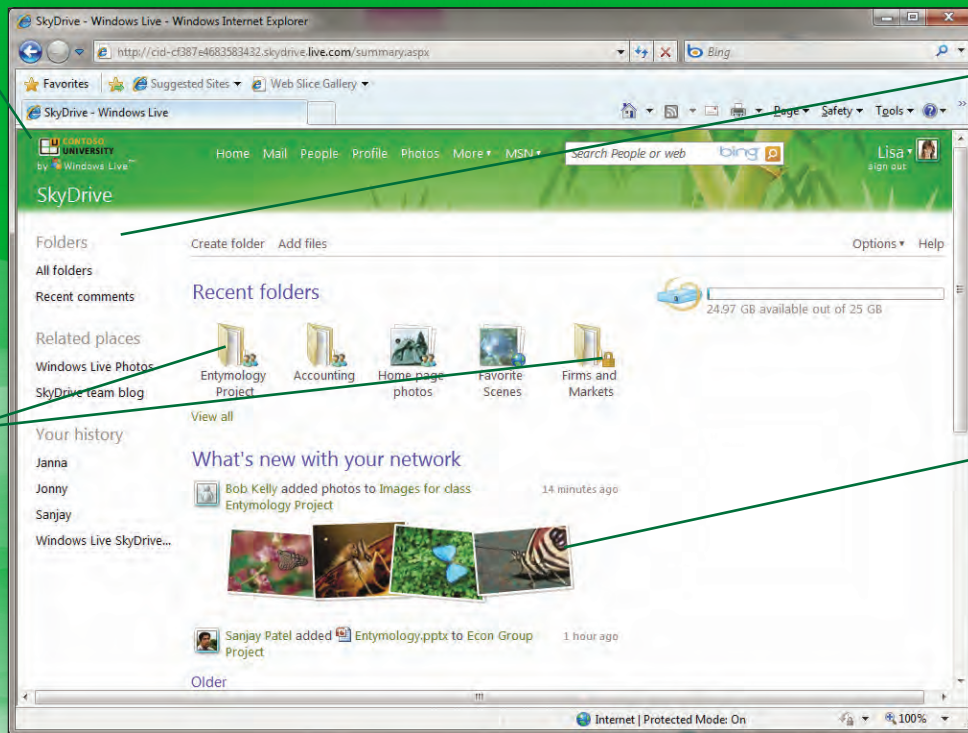
Windows Live™ SkyDrive™ gives you access to ample storage—25 GB, to be exact—collaboration tools, and file and photo sharing wherever you can connect to the Internet. Think of it as your thumb drive in the cloud. Part of the no-cost Microsoft Live@edu suite of applications, SkyDrive is the perfect place to store personal documents and educational resources, upload files for group projects, or post your favorite spring break photos for friends to see. And you can do all this from any web browser, any time, any place, and with no commercial advertising.

Show your school spirit

Like all Live@edu applications, SkyDrive can be co-branded with your school logo and colors to be consistent with your brand and school identity. Using your single school ID, sign on to access links that take you to your school's home page, calendar, e-mail, and more.

Safely share and store files

With SkyDrive, you always control who sees what. Use shared folders to work on group projects—members can upload, download, and collaborate on related files. Use personal folders to store private files and documents.



Get organized

Upload, organize, and store files and photos in folders you create. SkyDrive supports the creation of up to 480 top-level folders and unlimited subfolders. Make one for everything you need: personal documents, class projects, photos, favorite blogs, and more.

Start your own photo gallery

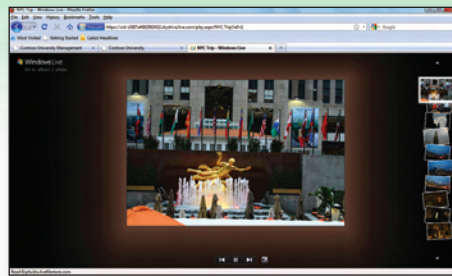
Turn SkyDrive into your personal photo gallery. Share and view photos as thumbnails or in slide shows. SkyDrive supports JPG, JPEG, GIF, PNG, BMP, TIF, and TIFF file types.

Access Windows Live SkyDrive from multiple platforms and browsers

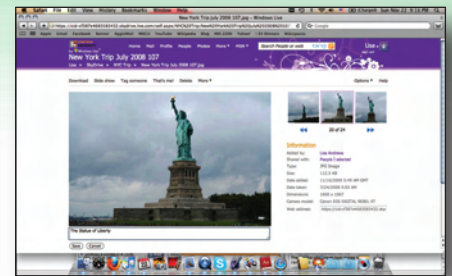
Use SkyDrive from Windows® and Mac® operating systems on Internet Explorer®, Firefox®, and Safari® for easy access to your files and folders wherever you go.



Use any browser to upload files. Here, a college student uses Internet Explorer to drag an image for a group project from her hard drive to SkyDrive so she can share it with her classmates.



View your photos—or a friend's—as a slide show directly from your Web browser. Here, a college student watches a slide show of vacation photos in her Firefox browser.



Access personal and shared files and photos from a Mac or a PC. Here, a student adds a caption to a photo through her Safari web browser.

