

Winter 2014 - PreCalculus (Math 175) - Everest - CRN 25123

course settings

modify **Course Tools**

Expand the **Course Tools** menu to access items such as email, the Class Live chat environment, document sharing, and instructor tools.

- Course Home
- Homework
- Quizzes & Tests
- Study Plan
- Gradebook
- Chapter Contents
- Tools for Success
- Multimedia Library
- Pearson Tutor Services
- Discussions
- Course Tools
- Instructor Resources

Winter 2014 - PreCalculus (Math 175) - Everest - CRN 25123

course settings

modify **Chapter Contents**

How do I enter answers? MyMathLab Help/Support Pearson Tutor Services Course Information MyMathLab®

MyMathLab Orientation Questions

- Work through [orientation questions](#) to learn how to enter answers, use the math palette, and work with the graphing tools in the MyMathLab exercise window.

eText Resources

- View the [Table of Contents](#).
- View the [Preface](#).
- View the [Supplements Guide](#).
- View the [Glossary](#).
- View the [Solutions to Selected Exercises](#).
- View the [Answers to Selected Exercises](#).
- View the [Index of Applications](#).
- View the [Index](#).

Drill down to the chapter that you want help on and click on the applicable button

- Student's Solutions Manual
- Online Review: Getting Ready for College Algebra and Trigonometry
- Chapter R
- Chapter 1
- Chapter 2
- Chapter 3
- Chapter 4
- Chapter 5
- Chapter 6
- Chapter 7
- Chapter 8

Winter 2014 - PreCalculus (Math 175) - Everest - CRN 25123

course settings

modify **Chapter 3**

Polynomial and Rational Functions

Assignments

- Do [homework](#).
- Take [quizzes & tests](#).
- Work in your [study plan](#).

eText Resources

- View the [Chapter Opener](#).
- View the [Chapter Summary and Review](#).
- View the [Chapter Test](#).

View additional [Test Prep multimedia resources](#).

Drill down to the applicable section from the chapter that you want help from and click the applicable button

- Student's Solutions Manual
- Online Review: Getting Ready for College Algebra and Trigonometry
- Chapter R
- Chapter 1
- Chapter 2
- Chapter 3
 - Section 3.1
 - Section 3.2
 - Section 3.3
 - Section 3.4
 - Summary Exercises
 - Section 3.5

Section 3.5

Course Home

Homework

Quizzes & Tests

Study Plan

Gradebook

Chapter Contents

Student's Solutions Manual

Online Review: Getting Ready for College Algebra and Trigonometry

Chapter R

Chapter 1

Chapter 2

Chapter 3

Section 3.1

Section 3.2

Section 3.3

Section 3.4

Summary Exercises

Section 3.5

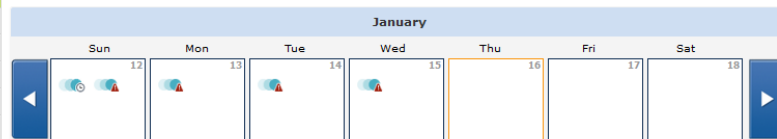
Rational Functions: Graphs, Applications, and Models

- ▶ Watch the [videos](#) for this section.
- ▶ View the [multimedia eText](#).
- ▶ Work in your [study plan](#).

Click on the videos, multimedia eText, and/or study plan, in order to get help. BE AWARE YOU MAY NEED TO USE THE BROWSER CHECK OR SYSTEMS CHECK TO MAKE SURE YOU HAVE ALL THE PLUG-INS NECESSARY TO VIEW THESE RESOURCES

Course Home

Winter 2014 - PreCalculus (Math 175) - Everest - CRN 25123



My Upcoming Assignments [View All Assignments](#)

- Jan 20 [Section 3.5 HW](#)
- Jan 21 [Section 4.1 HW](#)
- Jan 21 [Section 4.2 HW](#)

Next Due
04 13
DAYS HOURS

Announcements [View All Announcements](#)

Welcome to MyMathLab. To get started, run [Browser Check](#) to make sure you can view course materials. View How to [How to Enter Answers](#) to learn about entering answers with math notation. Need extra help? Go to [Pearson Tutor Services](#) for detailed, personalized assistance.

My Results

Overall Score: 7.8%

Course Timeline: 12/30/13 to 2/28/14

My Progress

Homework: 2/44 % Submitted

Study Plan: 0/527

Click here to check your browser's compatibility with MyMathLab's resources

Winter 2014 - PreCalculus (Math 175) - Everest - CRN 25123

Course Home
Winter 2014 - PreCalculus (Math 175) - E

Browser Check

Browser Check Complete!

Click Check Version to make sure you have the correct version of any components listed below.

You must have [Administrator Rights](#) to this computer to complete any installations.

This is what my computer lacks

- Wolfram® CDF Player [Check Version](#) [Show Details](#)
- Adobe® Flash® Player [Show Details](#)
- Adobe® Reader® [Show Details](#)
- Third Party Cookie Check

Need help? Review the [Troubleshooting Topics](#) or visit our [Product Support site](#) for tips and contact information.

[View System Requirements](#)

Cancel Done

PEARSON ALWAYS LEARNING

MyMathLab® MYLAB & MASTERING HOME

You can click here as well

BREAK THROUGH
To improving results

Our goal is to help every student succeed. We're working with educators and institutions to improve results for students everywhere. [Learn more >](#)

EDUCATORS > Features Support More...

STUDENTS > Get Registered Support More...

ACADEMIC EXECUTIVES > Results Features More...

Sign In
Already registered? Sign in with your Pearson account.

SIGN IN

Check your browser

Register Now
Need access? Start here!

STUDENT

EDUCATOR

www.mathxl.com/BrowserCheck/PickBook.aspx?mml=yes

Most Visited Getting Started Sign Out

Support

MyMathLab Installation Wizard / Browser Check

You can view the system requirements and access the Installation Wizard / Browser Check you need directly from your MyMathLab course. For convenience, you can use this page to access the Installation Wizard / Browser Check for your course by choosing your textbook from the list below.

Select the author and textbook title below and click Submit.

Installation Wizard / Browser Check:

*Prentice Hall Geometry @2011



Submit

Click here to drill down to the applicable textbook

Setting Up Computer Labs Lab administrators or IT staff can use this page to install components for all MyMathLab courses taught in the lab. Note that it's advisable to check and reinstall components before the beginning of each semester.

Tip: If you are setting up a lab for students using several MyMathLab courses, choose the "Administrators" option at the bottom of the list to conveniently access and install components.

If you need assistance, please [contact Product Support](#).

Support

MyMathLab Installation Wizard / Browser Check

You can view the system requirements and access the Installation Wizard / Browser Check you need directly from your MyMathLab course. For convenience, you can use this page to access the Installation Wizard / Browser Check for your course by choosing your textbook from the list below.

Select the author and textbook title below and click Submit.

Installation Wizard / Browser Check:

*Prentice Hall Geometry @2011
Lial: Intermediate Algebra, 9e
Lial: Introductory & Intermediate Algebra, 4e
Lial: Introductory & Intermediate Algebra, 5e
Lial: Introductory Algebra, 10e
Lial: Introductory Algebra, 8e
Lial: Introductory Algebra, 9e
Lial: Mathematics with Applications, 10e
Lial: Prealgebra & Introductory Algebra, 3e
Lial: Prealgebra & Introductory Algebra, 4e
Lial: Prealgebra and Introductory Algebra, 2e
Lial: Prealgebra, 4e
Lial: Prealgebra, 5e
Lial: Precalculus, 4e
Lial: Precalculus, 5e
Lial: Trigonometry, 10e
Lial: Trigonometry, 9e
Long: Mathematical Reasoning for Elementary Teachers, 6e
Madison College: ABE Dev Math Series
Martin-Gay: Algebra 1
Martin-Gay: Algebra 2

Our Precal Book (Lial's 5th ed.)

to install
able to check and
lab courses,
veniently access

Support

MyMathLab Installation Wizard / Browser Check

You can view the system requirements and access the Installation Wizard / Browser Check you need directly from your MyMathLab course. For convenience, you can use this page to access the Installation Wizard / Browser Check for your course by choosing your textbook from the list below.

Select the author and textbook title below and click Submit.

Installation Wizard / Browser Check:

Lial: Precalculus, 5e



Submit

Click here

Setting Up Computer Labs Lab administrators or IT staff can use this page to install components for all MyMathLab courses taught in the lab. Note that it's advisable to check and reinstall components before the beginning of each semester.

Tip: If you are setting up a lab for students using several MyMathLab courses, choose the "Administrators" option at the bottom of the list to conveniently access and install components.

If you need assistance, please [contact Product Support](#).

www.mathxl.com/BrowserCheck/PickBook.a


Most Visited Getting Started Sign Out

Support
MyMathLab Installation Wizard / E

You can view the system requirements and access you need directly from your MyMathLab course. For access the Installation Wizard / Browser Check from the list below.

Select the author and textbook t

Installation Wizard / Browser Check:
List: Precalculus, 5e

 Submit

Setting Up Computer Labs Lab administrators c components for all MyMathLab courses taught in reinstall components before the beginning of each



Tip: If you are setting up a lab for students choose the "Administrators" option at the and install components.

If you need assistance, please [contact Product](#)


www.mathxl.com/BrowserCheck/BrowserCheck.aspx?mml=true&bookId=93231&autoh=yes¢erwin=yes

MyMathLab®






Browser Check

Browser Check Complete!  


Click Check Version to make sure you have the correct version of any components listed below.

 You must have [Administrator Rights](#) to this computer to complete any installations.

Don't worry about not having these plug-ins... they are not necessary for what you'll need with our course

 TestGen® Plug-in (OPTIONAL--Check with your instructor)	Check Version	Show Details
 Wolfram® CDF Player	Check Version	Show Details
 Adobe® Flash® Player		Show Details
 Adobe® Reader®		Show Details
 Third Party Cookie Check		

This is all that you will need

 Need help? Review the [Troubleshooting Topics](#) or visit our [Product Support site](#) for tips and contact information.

[View System Requirements](#)

Cancel Done

Copyright © 2014 Pearson Education, Inc. All Rights Reserved. [Trademark notices](#)

www.mathxl.com/BrowserCheck/PickBook.a


Most Visited Getting Started Sign Out

Support
MyMathLab Installation Wizard / E

You can view the system requirements and access you need directly from your MyMathLab course. For access the Installation Wizard / Browser Check from the list below.

Select the author and textbook t

Installation Wizard / Browser Check:
List: Precalculus, 5e

 Submit

Setting Up Computer Labs Lab administrators c components for all MyMathLab courses taught in reinstall components before the beginning of each



Tip: If you are setting up a lab for students choose the "Administrators" option at the and install components.

If you need assistance, please [contact Product](#)


www.mathxl.com/BrowserCheck/BrowserCheck.aspx?mml=true&bookId=93231&autoh=yes¢erwin=yes






MyMathLab®

Browser Check


Browser Check Complete!  

Click Check Version to make sure you have the correct version of any components listed below.

 You must have [Administrator Rights](#) to this computer to complete any installations.

 TestGen® Plug-in (OPTIONAL--Check with your instructor)	Check Version	Show Details
 Wolfram® CDF Player	Check Version	Show Details
 Adobe® Flash® Player		Show Details
 Adobe® Reader®		Show Details
 Third Party Cookie Check		

This "View System Requirements" link may be helpful in diagnosing particular system and browser requirements for your computer's operating system and installed browser

 Need help? Review the [Troubleshooting Topics](#) or visit our [Product Support site](#) for tips and contact information.

[View System Requirements](#)

Cancel Done

Copyright © 2014 Pearson Education, Inc. All Rights Reserved. [Trademark notices](#)

www.mathxl.com/BrowserCheck/PickBook.a


Most Visited Getting Started Sign Out

Support
MyMathLab Installation Wizard / E

You can view the system requirements and access you need directly from your MyMathLab course. For access the Installation Wizard / Browser Check from the list below.

Select the author and textbook

Installation Wizard / Browser Check:
List: PreCalculus, 5e



Submit

Setting Up Computer Labs Lab administrators components for all MyMathLab courses taught in reinstall components before the beginning of each

Tip: If you are setting up a lab for student choose the "Administrators" option at the and install components.

If you need assistance, please [contact Product](#)

Browser Check

Browser Check Complete!

Click Check Version to make sure you have

- You must have [Administrator Rights](#)
- TestGen® Plug-in (OPTIONAL)**
- Wolfram® CDF Player**
- Adobe® Flash® Player**
- Adobe® Reader®**
- Third Party Cookie Check**
- Need help? Review the [Troubleshooting](#)

[View System Requirements](#)

Cancel

Copyright © 2014 Pearson Education, Inc.

System Requirements

Please verify that your computer meets the minimum system requirements for this course. This product supports the following operating systems and browsers.

Note: We will support the latest version of a browser 30 days after its release to the general public.

	With these operating systems:	You can use these browsers:
Windows	Windows 8	IE 10 and IE11 (Metro and Desktop) to latest Firefox 17.x to latest Chrome 21.0 to latest
	Windows 7	IE 9 to latest Firefox 10.x to latest Chrome 16.0 to latest
	Windows Vista™	IE 9 Firefox 10.x to latest Chrome 16.0 to latest
	Windows XP SP2	Firefox 10.x to latest Chrome 16.0 to latest
Macintosh	Mac OS 10.9 "Mavericks"	Safari 7 to latest Firefox 25.x to latest Chrome 31
	Mac OS 10.8 "Mountain Lion"	Safari 6.1.1 Firefox 17.x to latest Chrome 23.0 to 25.0
	Mac OS 10.7 "Lion"	Safari 5.1.x to 6.1.1 Firefox 16.x to latest Chrome 19.0 to 25.0
	Mac OS 10.6 "Snow Leopard"	Safari 5.1 Firefox 16.x to latest Chrome 19.0 to 25.0

Most Visited Getting Started Sign Out

Courses

Winter 2014 - PreCalculus (Math)

Section 3.5

Study Plan Overview

Chapter 3: Polynomials

Section 3.5: Rational Functions

Show All Show Objectives

3.5.1

3.5.7

3.5.13

3.5.19

3.5.25

3.5.31

3.5.37

3.5.43

3.5.49

3.5.55

3.5.61

3.5.67

3.5.73

3.5.79

3.5.85

3.5 Rational Functions: Graphs, Applications, and Models

Overview

Objective: Graph rational functions using translations.

3.5.19

0 correct | 0 of 61 complete

Explain how the graph of the function $f(x) = \frac{1}{x+10}$ can be obtained from the graph of $y = \frac{1}{x}$. Then graph f and give the (a) domain and (b) range. Determine the intervals of the domain for which the function is (c) increasing or (d) decreasing.

To obtain the graph of f , shift the graph of $y = \frac{1}{x}$ unit(s).

Use the "Help Me Solve This" and "View an Example" buttons for help

Enter any number or expression in the edit field, then click Check Answer.

Help Me Solve This

View an Example

Video

Animation

Textbook

Connect to a Tutor

Ask My Instructor

Print

Account

ncorrect