

# IRPE Newsletter

Office of Institutional Research, Planning and Effectiveness

## IRPE Team

Lan Hao, Ph.D.  
Director  
[lhao@citruscollege.edu](mailto:lhao@citruscollege.edu)

Jody Barrass  
Administrative Secretary II  
[jbarrass@citruscollege.edu](mailto:jbarrass@citruscollege.edu)

Yueyi Huang, M.Ed.  
Research Analyst  
[yhuang@citruscollege.edu](mailto:yhuang@citruscollege.edu)

Anthony Delgado, MURP  
Research Analyst  
[andelgado@citruscollege.edu](mailto:andelgado@citruscollege.edu)

Xiaoran Yu, Ph.D.  
Research Analyst  
[xyu@citruscollege.edu](mailto:xyu@citruscollege.edu)

[Institutional Research,  
Planning and Effectiveness  
website](#)

## In This Issue

The IRPE team is happy to introduce our newest research analyst, **Xiaoran Yu**. New to the professional educational environment, Xiaoran is excited about the opportunity and is eager to learn. She thanks everyone for the warm welcome and feels fortunate to be part of the Citrus family.

The 2023 Fact Book, eighth edition, is coming! The latest edition brings current data and historical trends pertaining to the college's service area, students and employees. As with all longitudinal data, we find it especially interesting to see the pre- and post-pandemic period data. See pages 2 and 3.

What sources do the IRPE office access to collect data before it is compiled, analyzed and used to develop the reports and interactive dashboards utilized by the campus community to exercise sound planning and decision-making? See page 4.

Research Analyst **Anthony Delgado** has developed the [Guided Pathways Dashboard 2.0](#), a fall cohort dashboard featuring Career and Academic Pathway (CAP) outcome data for five first-time fall-entry cohorts from fall 2017 to fall 2021. See page 4.

Lastly, the IRPE team had the privilege of attending the annual RP Group Conference this spring. At the conference, **Yueyi Huang** and **Anthony Delgado** shared how they collaborated with the Career/Transfer Center and TeCS to create an Argos report and then utilized the report to support multiple collegewide programs and initiatives. See page 5.

## Xiaoran Yu, Ph.D.: Welcome to Citrus College and the Research Team



Xiaoran Yu joined the Citrus College Office of Institutional Research, Planning and Effectiveness as a research analyst in November 2022. She received her Ph.D. in Comparative and International Education from Lehigh University, and her M.A. in Linguistics from the University of Virginia.

Currently, much of Xiaoran's role in IRPE involves responding to ad hoc research requests and projects. Her research interests include quantitative and qualitative data collection and analysis, achievement of students from diverse racial, ethnic, and social backgrounds, and Guided Pathways. She is excited to be part of the IRPE team and the Citrus College community.

Xiaoran looks forward to embracing the demands of her position and the challenges ahead.

# 2023 Fact Book

The Citrus College 2023 Fact Book, eighth edition, provides comprehensive statistical information of the college's service areas, students and employees to support sound planning and decision-making. It also presents a historical perspective with each section, featuring data for multiple years. Graphs, charts and tables provide at-a-glance comparative views. This edition of the Fact Book is being made available in a new format online. In addition to being published as a single document, users may now quickly reference specific pages of interest from links in the online table of contents.

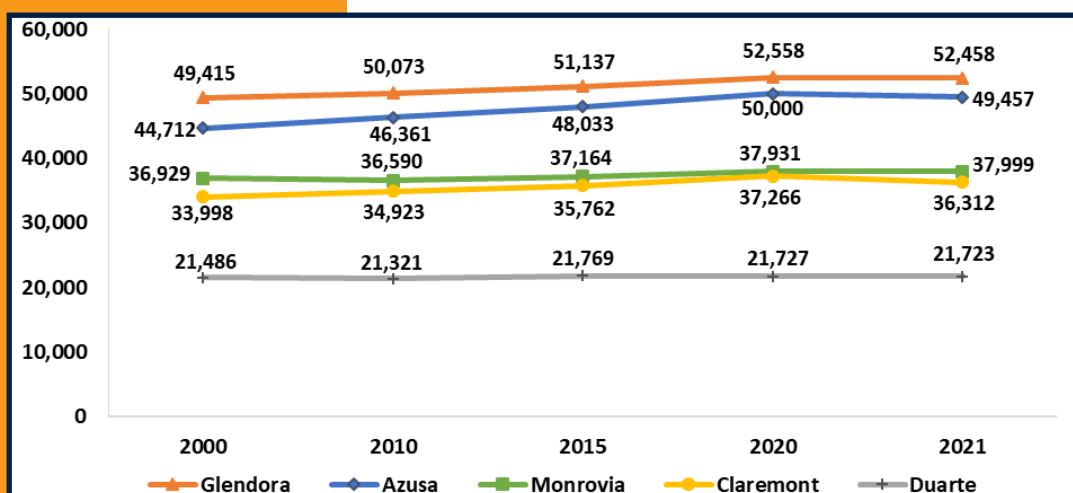
The data were compiled and arranged by Research Analyst Yueyi Huang, Citrus College research analyst. Constructive input and contributions from other members of the campus community have been greatly appreciated.

The 2023 Fact Book will be released later this spring. Be on the lookout for a college-wide announcement.

## Service Area Population

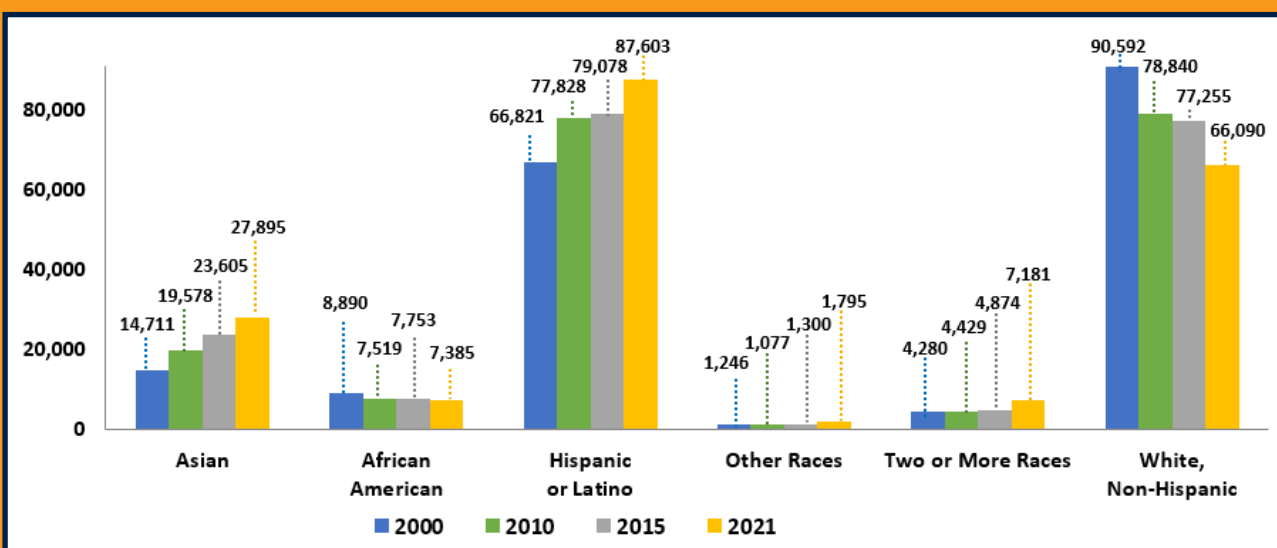
Citrus College's service area includes five primary cities within the district boundary: Azusa, Claremont, Duarte, Glendora and Monrovia.

In 2021, Glendora was the largest city with a population of 52,458 residents, while Duarte was the smallest with a population of 21,723.



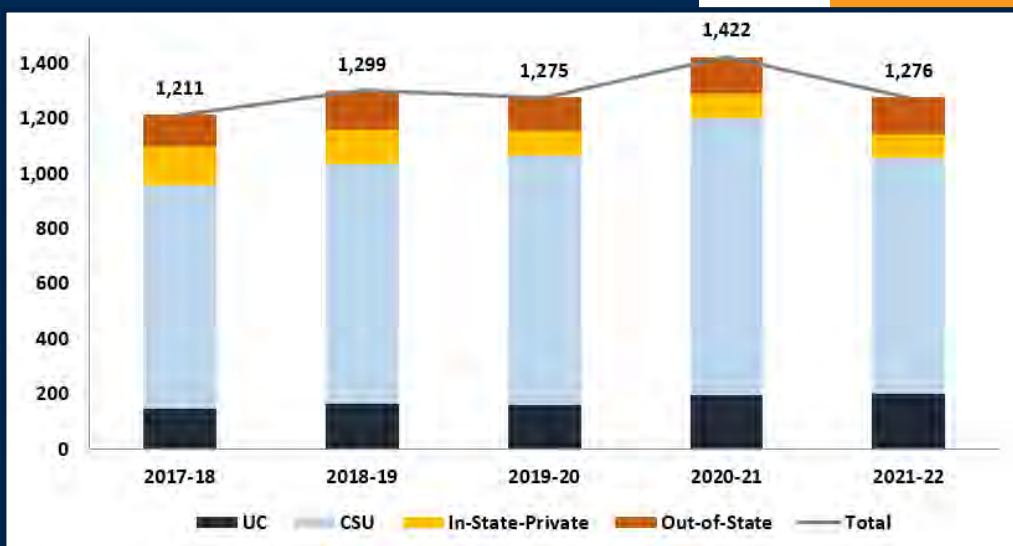
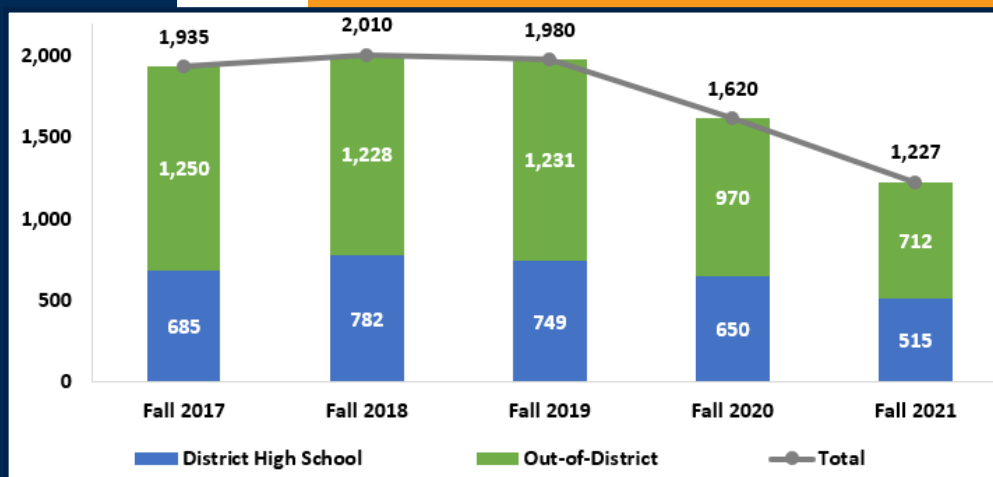
## Service Area Population - By Race/Ethnicity

In the last decade, Asian and Hispanic populations in the college's service area continued to grow, while the African American and White populations decreased. Among the age groups, the population over 55 years old has increased by 22% from 45,721 in 2010 to 55,771 in 2021.



## New High School Graduates Enrolled in Citrus College

In fall 2021, 1,227 new high school graduates enrolled in Citrus College. From fall 2017 to fall 2021, the majority of new high school graduates have come from out-of-district high schools (a high school that is not within the college's service area). These out-of-district high schools include students from more than 25 districts as well as private and out-of-state schools, or students who have been home schooled.



## Transfer

More than 1,200 Citrus College students transfer to four-year institutions every year.

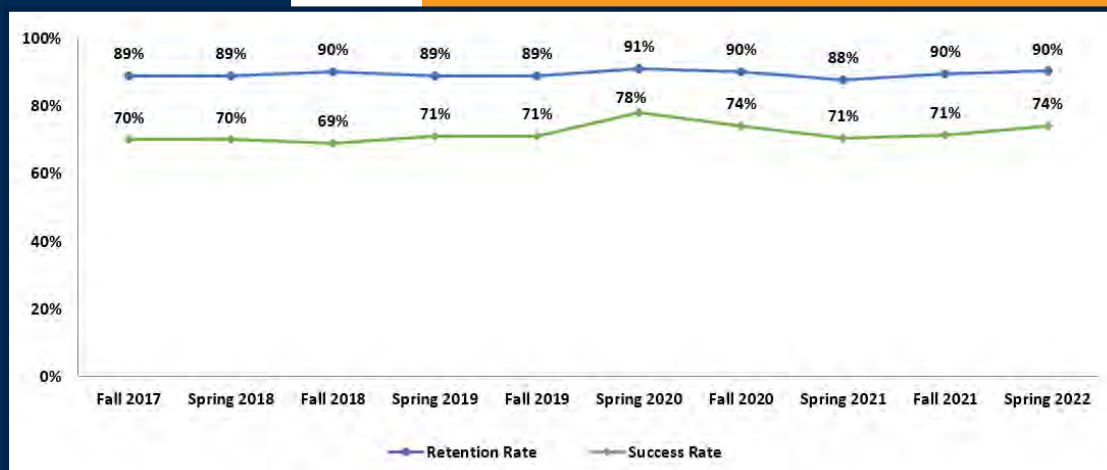
In 2021-2022, of the 1,276 students who transferred, 67% (n=853) chose the CSU system as their transfer destination and 16% (n=201) transferred to a UC campus.

The remaining transfer students attended in-state private or out-of-state colleges.

## Retention and Success Rates

**Retention rate** is defined as the percentage of non-withdrawal grades out of all grades posted. **Success rate** is defined as the percentage of grades A, B, C or P (Pass) out of all grades posted.

The retention and success rates have been relatively stable since fall 2017. However, they were impacted considerably due to the pandemic.





## Banner: Citrus College's Local Data Source

Data found in the Fact Book come from a variety of resources, one of which is **Banner**. Banner is the system we use at the college to store and manage a wide range of information, including student records and data in areas such as financial aid, human resources and accounting. Faculty and staff regularly enter data into Banner and query data from it. It is the primary data source for the Fact Book and PowerBI dashboards created by IRPE.

Maintaining data integrity in Banner not only enables the creation of timely and accurate reports, it also helps the college make data-informed decisions and operate efficiently.

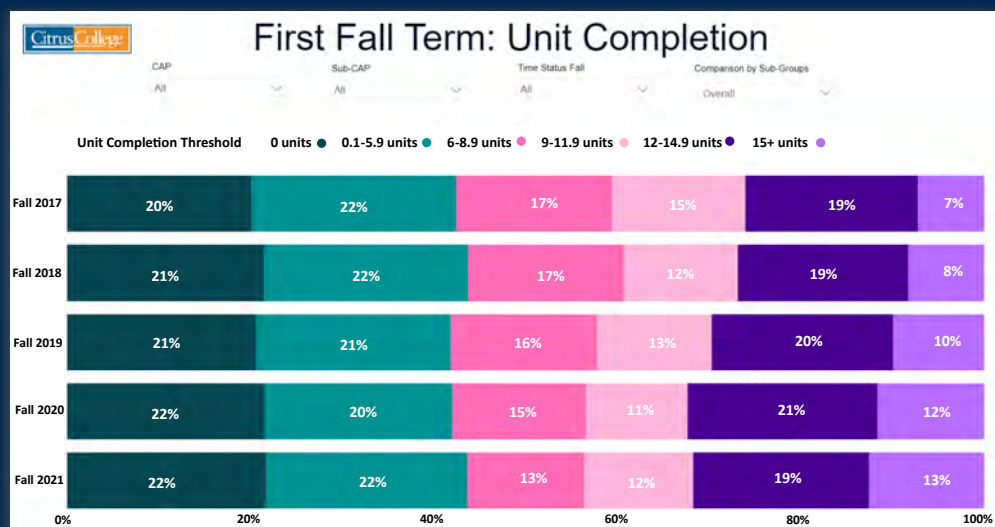
In addition to Banner, the IRPE office uses data from the Chancellor's Office, the U.S. Census Bureau, the California Department of Education and the California Employment Development Department.

## Guided Pathways Dashboard 2.0: Tracking the Fall Cohort

The Fall Cohorts by CAP dashboard features outcome data for five first-time fall-entry student cohorts from fall 2017 through fall 2021. It provides information on units completed in the students' first term, fall-to-spring persistence, and transfer-level math and/or English completion during their first year at Citrus College.

Outcomes of the dashboard include: 1) course success rates by cohort and 2) three-year rates for transfer and degree completion. The dashboard highlights the outcome rates by demographics including ethnicity, gender, age and special population groups.

Chart color pallets used within this dashboard are meant to accommodate individuals who may have a color vision deficiency (CVD).



The pages within the Fall Cohorts by CAP dashboard are built with filters allowing the user to refine their search by:

- CAP and Sub-CAP
- Time Status Fall (full-time or part-time)
- Comparison by Sub-Groups (e.g., race/ethnicity, gender, EOPS, TRiO STEM, etc.— a total of 14 sub-group options are available)

[Click here](#) to explore this dashboard.



# Utilizing Argos to Support Student Success: A Centralized Report System for Direct Access to Data



Citrus College research analysts **Yueyi Huang** and **Anthony Delgado** were invited to present during the poster session at the 2023 RP Group Conference this spring. They discussed how the IRPE office utilizes the Argos Transfer Data Report, which was originally created to track student transfer progress, to support the Career/Transfer Center, Guided Pathways implementation and the Citrus College Promise program. By putting together the most frequently used demographic, enrollment and special program participation data in a single report, the IRPE office is able to respond to more data requests with readily available statistics. This Argos report features:

- **Convenient Access** - One report with the most frequently used data elements
- **Increased Efficiency** - Enables the IRPE office to respond to more data requests with readily available statistics
- **Collaboration with Student Services** - Allows student services programs to reference up-to-date information for timely interventions and outreach

The following periodic projects and tasks utilize this dynamic and versatile Argos report:

## Career/Transfer Center

- Send targeted communications to students who meet eligibility requirements to participate in programs and activities, such as On the Spot Admission events
- Encourage students who are near achieving transfer outcome to review their transfer/graduation progress with a counselor

## Guided Pathways

- **Dashboard 1.0**—A fall-term dashboard that gives Guided Pathway success teams a snapshot of students currently enrolled in each Career and Academic Pathway (CAP)
- **Dashboard 2.0**—A cohort-based dashboard that focuses on outcomes of first-time students by CAP

## Student Services and Counseling

- Identify and recruit students who may be eligible for the Citrus College Promise program, expanding access to benefits such as free tuition and textbook vouchers
- Encourage students who are undecided on a major and/or educational plan to meet with a counselor to explore career options and develop educational plans

## Variables

This Argos report utilizes more than 25 variables from within these six categories: contact and academic information; transfer requirements; demographics; enrollment; and special programs and populations.