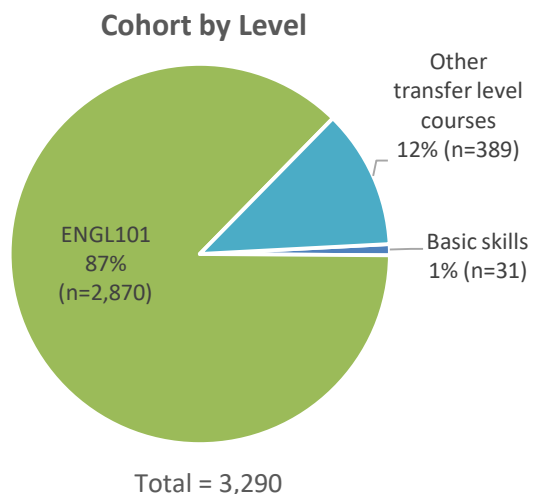
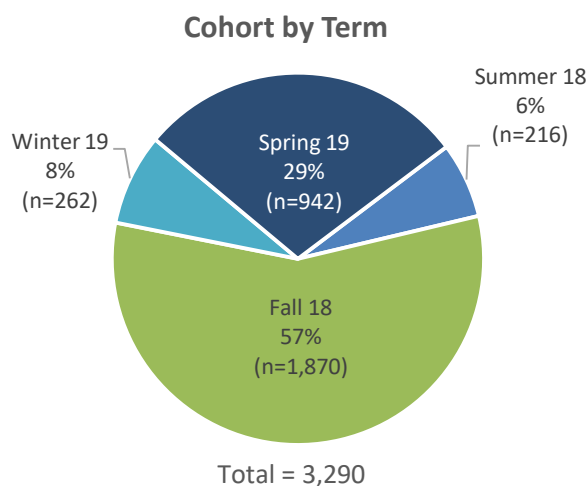


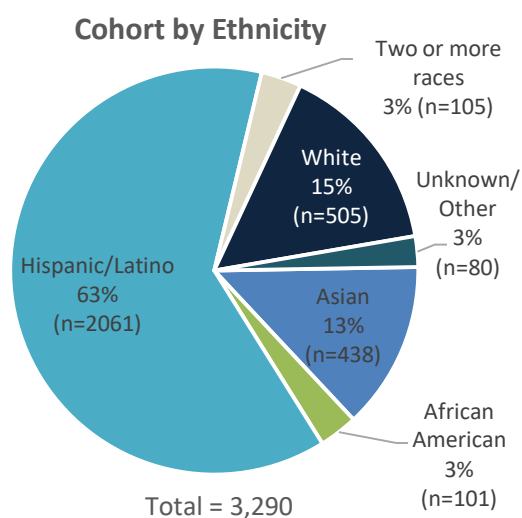
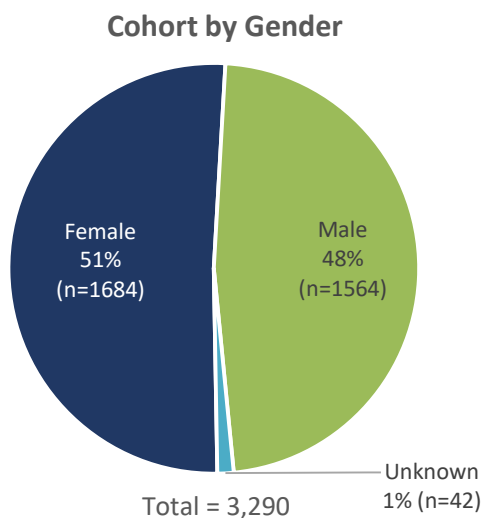
Transfer-level English Throughput 2018-19

I. English First-Time Cohort

There are 3,290 students who first attempted an English course at Citrus College in 2018-19 academic year (summer 18 through spring 19). More than half of them started in fall 19 and almost 30% started in spring 19. All but one percent of the students attempted a transfer level English course. One percent of the students attempted basic skills courses in summer 2018 when ENGL098 and ENGL099 were still offered.



Demographics of the 2018-19 cohort mirror the collegewide picture, with 51% female and 63% Hispanic/Latino students.

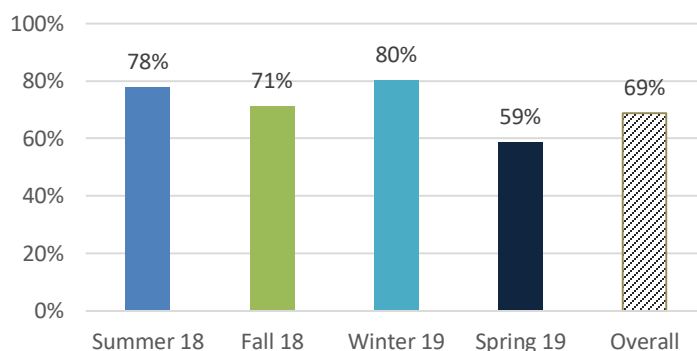


II. One-year Throughput

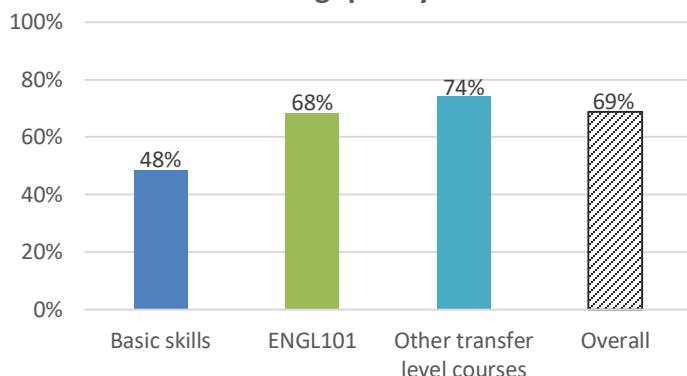
Throughput is defined as the percent of students who first attempted any English course in 2018-19 and successfully completed any transfer-level English course in the same year. The overall one-year throughput rate for the entire cohort is 69%. Throughput rates by term, course level and demographics are showed on page two.

Students who first attempted an English course in summer and winter intersessions achieved higher throughput rate compared to those started in primary semesters. Students who started in spring 19 have lowest throughput rate because they do not have as much time as those who started in prior semesters to complete transfer-level English courses.

Throughput by Start Term



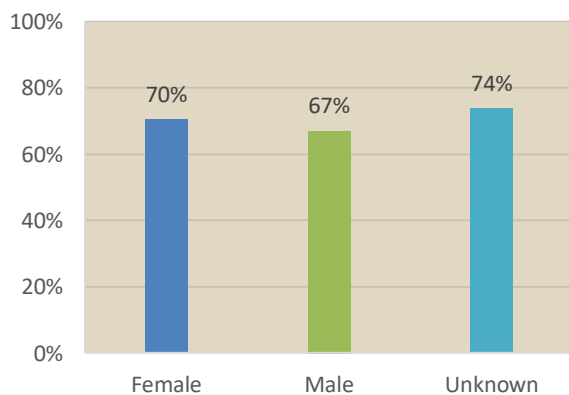
Throughput by Level



Students who first attempted basic skills English (e.g., ENGL098 and ENGL099) have low throughput rate. Less than half of them were able to complete a transfer level course in a year. Students who first attempted ENGL101 (e.g., ENGL101S, ENGL101H and regular ENGL101) have a throughput rate of 68%. Students who first attempted other transfer level English courses (e.g., ENGL103, ENGL104 and 200 level English courses) have the highest throughput rate.

Female students have higher throughput rate compared to male students. Asian and White students have above-average throughput rate while African American Hispanic/Latino students have below-average throughput rate.

Throughput by Gender



Throughput by Ethnicity

