

New High School Graduates Enrolled in Citrus College – Overview

Prior to fall 2020, approximately 2,000 high school graduates began their academic career at Citrus College. However, the fall cohort size declined dramatically in the last two years.

In each fall cohort, 30% to 40% of the students come from the seven feeder high schools in the service area: Azusa High School, California School of the Arts – San Gabriel Valley, Claremont High School, Duarte High School, Gladstone High School, Glendora High School and Monrovia High School.

The remaining students in the cohort are from schools outside of the college’s service area, private high schools or have been home schooled. Table 2.4 shows the district origins of recent high school graduates who enrolled in Citrus College in fall 2021. Among the feeder districts, Glendora Unified sent the most new students. Outside of the service area, Bonita Unified sent the most new students.

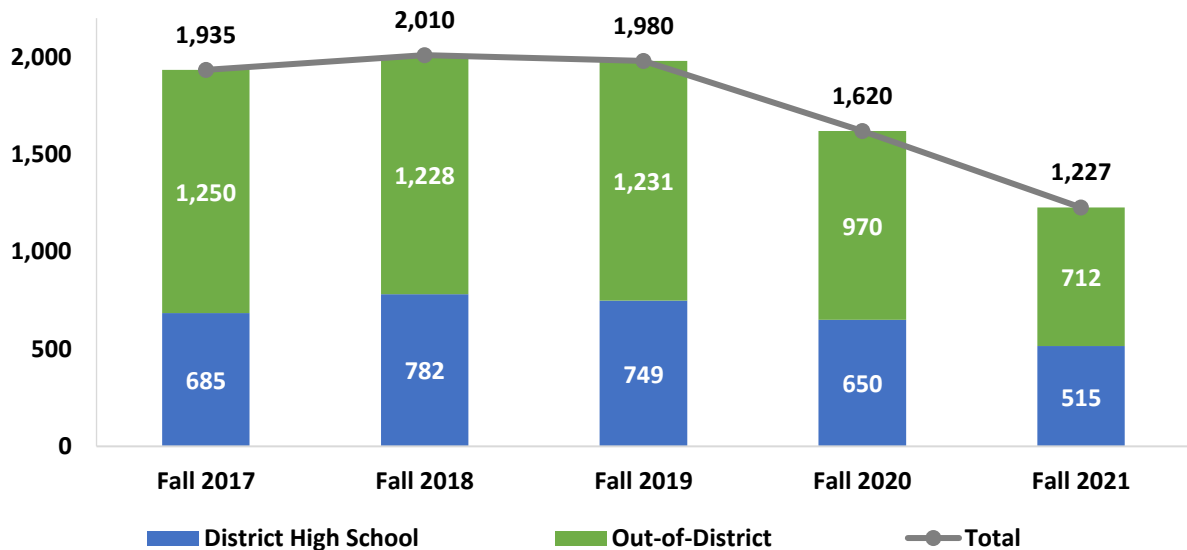
Table 2.4 Origins of New High School Graduates Enrolled in Citrus College, Fall 2021

High School District	Enrollment
Glendora Unified*	159
Bonita Unified	137
Azusa Unified*	121
Claremont Unified*	111
Covina-Valley Unified	91
Duarte Unified*	67
Baldwin Park Unified	64
Monrovia Unified*	57
Charter Oak Unified	36
Chaffey Joint Union High	35
Other**	220
Unknown	129
Total	1,227

*Citrus College feeder districts

**This category includes students from more than 25 districts, as well as those who come from private, out-of-state schools, or are home schooled.

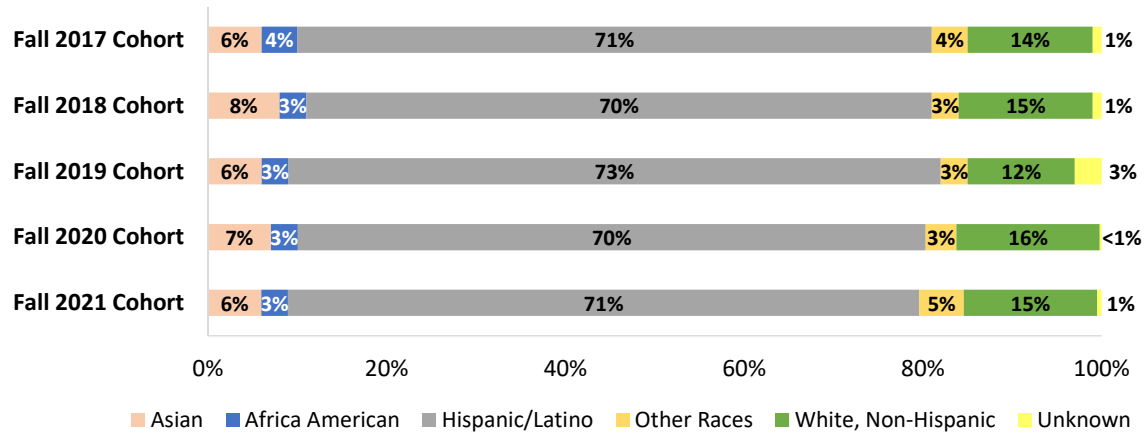
Figure 2.4 New High School Graduates Enrolled in Citrus College



Source: Banner

Each new high school graduate cohort is made up of roughly 70% Hispanic students, half males and half females, with an average cohort age of 18 years.

Figure 2.5 New High School Graduates Enrolled in Citrus College by Race/Ethnicity

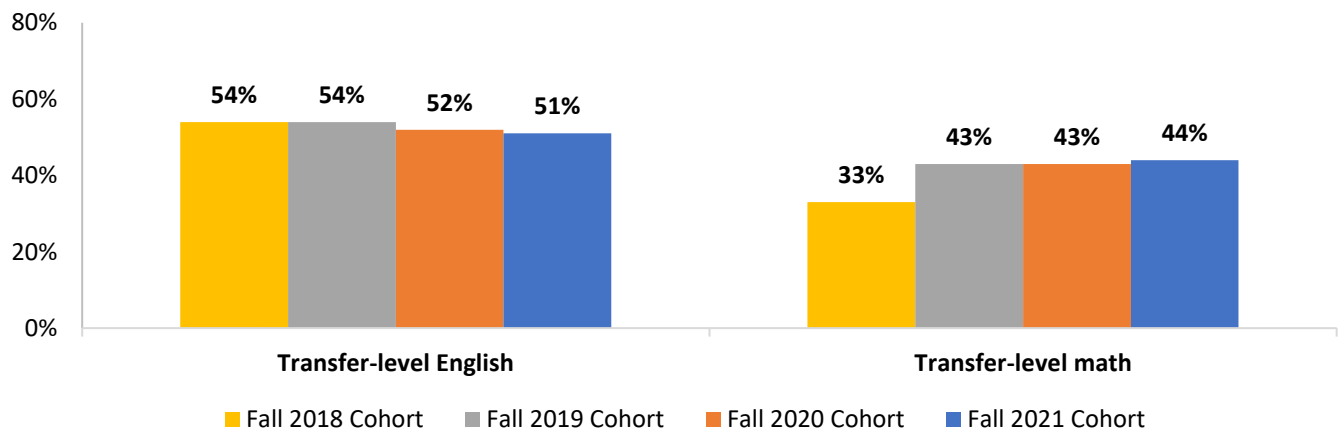


Source: Banner

New High School Graduates Enrolled in Citrus College – Academic Profile

In fall 2018, Citrus College implemented AB 705¹ and discontinued the Accuplacer tests for English and math placement. All students have direct access to transfer-level English and math courses (with or without corequisite support). Of the students in the fall 2021 cohort, 51% completed transfer-level English within one year and 44% completed transfer-level math within one year.

Figure 2.6 Transfer-level English and Math Completion



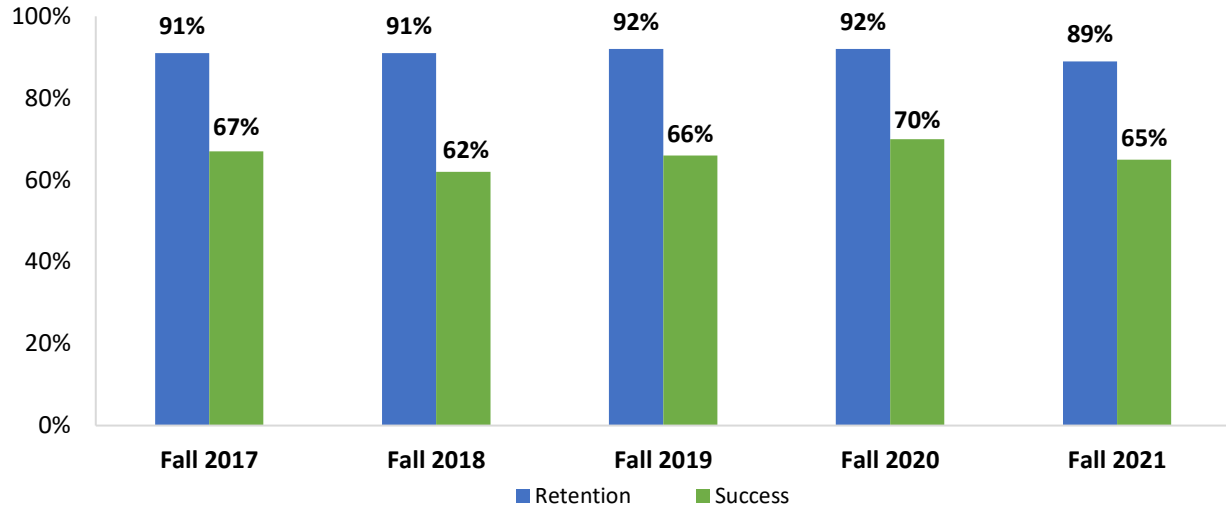
Source: Banner

¹ Assembly Bill 705 (AB 705) requires community college districts to “maximize the probability that a student will enter and complete transfer-level coursework in math and English within a one-year timeframe by utilizing assessment measures that include high school performance (GPA) to achieve this goal”.

Retention, Success and Persistence

Overall, more than 60% of new high school graduates successfully completed courses, and about 90% remained enrolled to the end of their first term.²

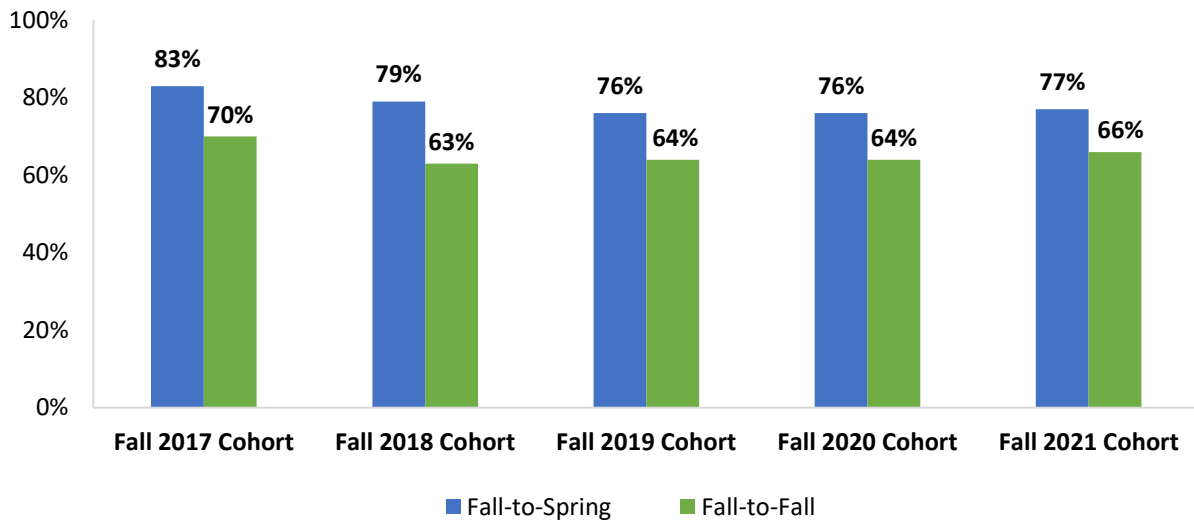
Figure 2.7 First-Term Retention and Success Rate of New High School Graduates



Source: Banner

Figure 2.8 Persistence Rate of New High School Graduates

On average, 78% of new students who started in the fall semester continued to enroll in Citrus College the following spring semester and 65% persisted into the following fall semester.



Source: Banner

² Retention rate is defined as the percentage of non-withdrawal grades out of all grades. Success rate is defined as the percentage of grades A, B, C, CR (credit), or P (Pass) out of all grades.