





TECH TIP #8: BUILD A GRADING COMMENT LIBRARY

When you are using Speedgrader, you can save commonly used comments to your own comment library. Learn how!



1 SPEEDGRADER has a variety of feedback tools.

1. Points Earned
2. Assignment Rubric
3. Individual Comments
4. Comment Library

Submitted: Aug 26 at 1:13am

Assessment

Grade out of 15

View Rubric

Assignment Comments

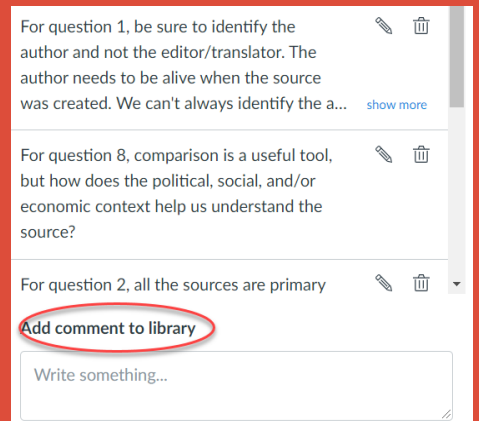
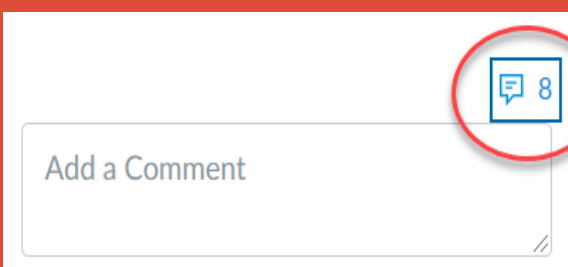
Add a Comment



Submit

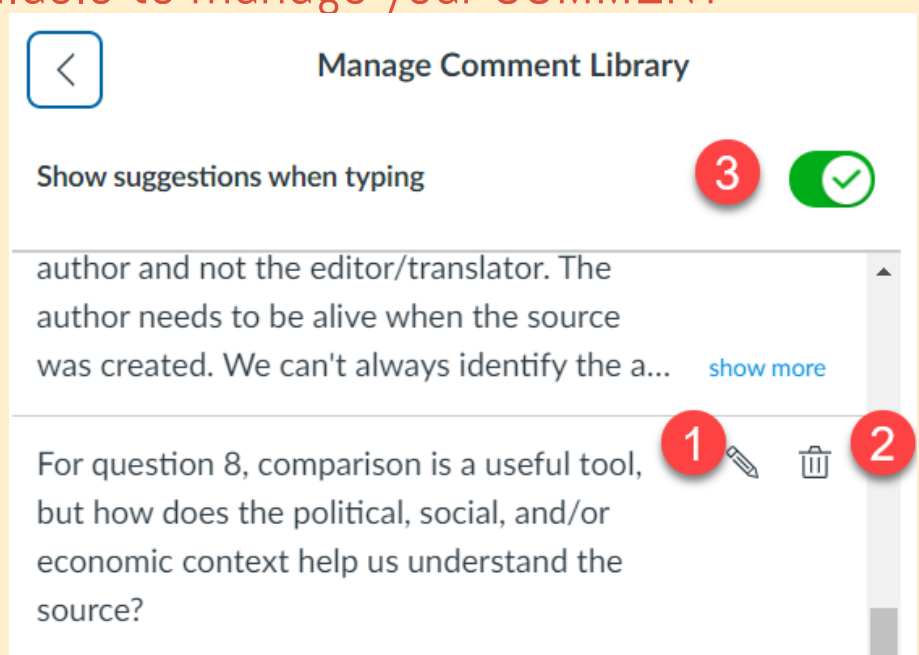
[Download Submission Comments](#)

2 Click on the "Comment" icon to open the library.



3 There are tools available to manage your COMMENT LIBRARY

1. Edit an existing comment
2. Delete a comment from the library
3. Allow Canvas to predict the comment when you are typing in speedgrader.



RESOURCES

To learn more about designing courses and multimedia tools:
onlinenetworkofeducators.org