

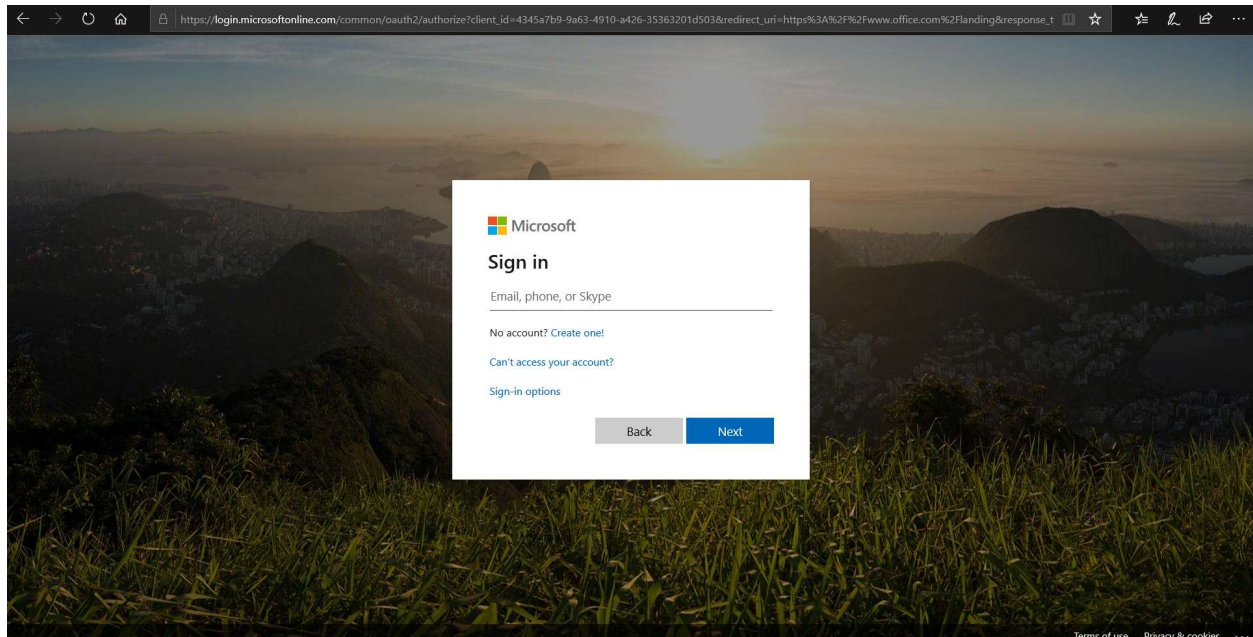
The Citrus College STEM Center is now online!

Here's how to access the virtual STEM Center on Microsoft Teams

Go to my.citruscollege.edu



Click on "Student Email"

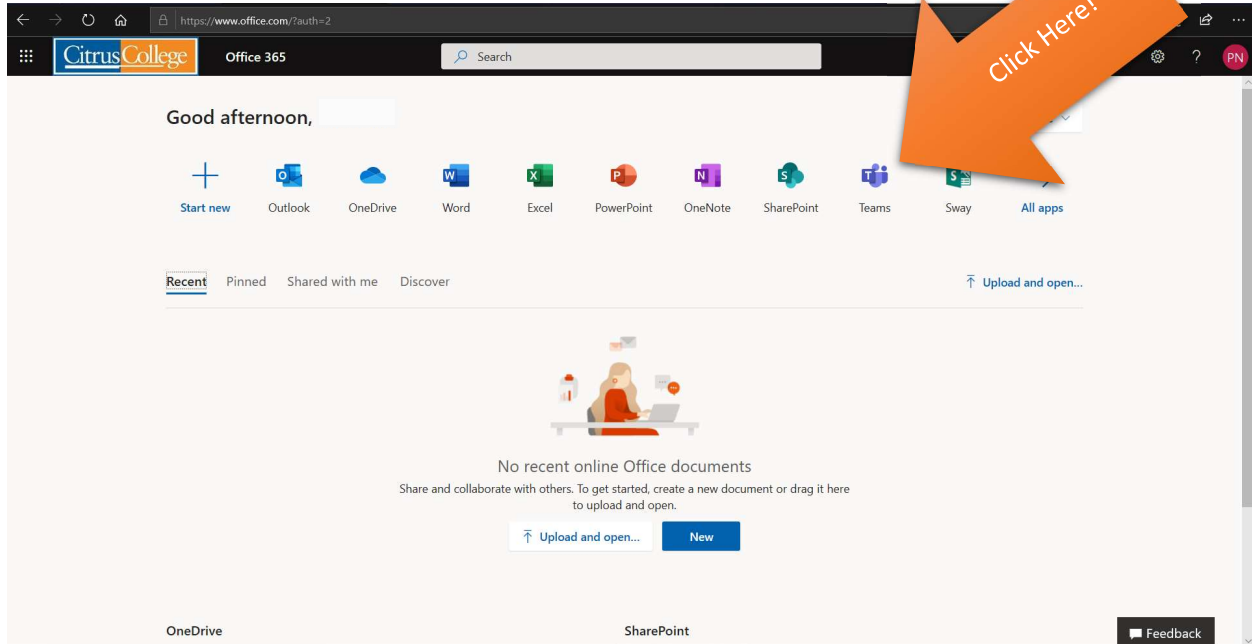


Log in using student email address and password. The format for the student email is:

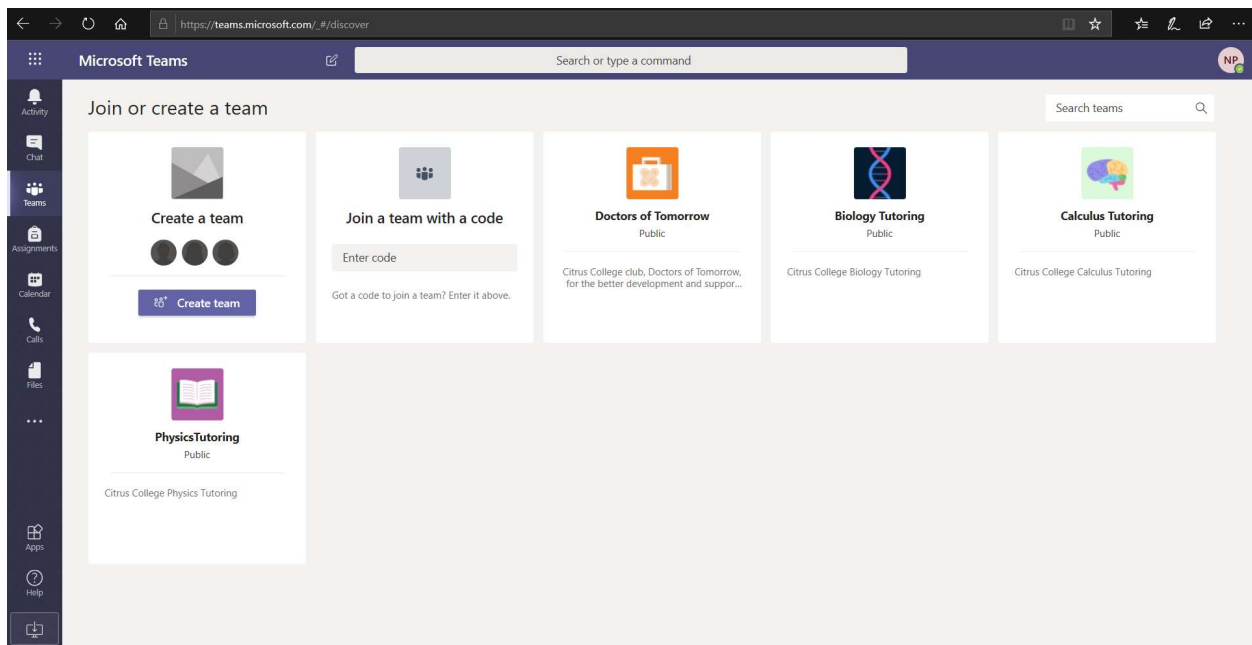
(First three letters of first name) (Last Name) (3-digit number) @student.citruscollege.edu

The default password is Cc(MMDDYYYY) where the date is your birthday. For example, if your birthdate is March 14, 1999, then your password would be Cc03141999. If you are having trouble logging in, contact Citrus College TeC Services.

When you log in, you will be at your Office 365 Home:



Click on the Teams icon in the application ribbon. Teams can be accessed via your web browser or you can download the Teams app. You should be shown a list of available teams to join:



Click on the team you would like to join to get help! If the team for your class does not show, you can enter the following codes to join:

SUBJECT	CODE
STEM CENTER	81hrsnd
PHYSICS	0uliwuv
CALCULUS	jf2ycyp
GENERAL MATH	xk0zkxl
CHEMISTRY	ptfoira
STATISTICS	bb5prrm
BIOLOGY	6k00phq

After joining your team, you can find your specific class and start chatting with tutors or classmates. If you have any questions about our services, information can be found in the STEM Center team, or by contacting the STEM Coordinator, Cristrian Farias, at cfarias@citruscollege.edu